

Toll Brothers
AMERICA'S LUXURY HOME BUILDER®



RESERVE AT WEST BLOOMFIELD

Wellston Newhaven

HOME SITE 191 | 7640 LARCHWOOD DR | WEST BLOOMFIELD TOWNSHIP, MI 48322

Designer Appointed Features | EXTERIOR SELECTIONS

Designer Appointed Features are home details and finishes curated by the talented design professionals responsible for the distinctive looks found in our model homes.



1		PRIMARY Colonial White CertainTeed	3		FRONT DOOR Black Magic SW 6991	5		STONE Mentor Glen-Gery
2		TRIM Pure White SW 7005	4		GARAGE DOOR White	6		ROOF Charcoal GAF

RESERVE AT WEST BLOOMFIELD | WELLSTON NEWHAVEN
HOME SITE 191 | 7640 LARCHWOOD DR | WEST BLOOMFIELD TOWNSHIP, MI 48322

Photographs, renderings, and floor plans are for representational purposes only and may not reflect the exact features or dimensions of your home; actual product may differ. All dimensions are subject to field variations. Prices and offers subject to change without notice. This is not an offering where prohibited by law. Not all images may be shown. See online or onsite Sales Consultants for details.



Designer Appointed Features are home details and finishes curated by the talented design professionals responsible for the distinctive looks found in our model homes.

SP

UNFINISHED BASEMENT
38'8" X 37'7"

UP →

HVAC

18'7" X 10'3"

11'8" X 10'

NOTE:
DESIGNS ARE SUBJECT TO FIELD VARIATIONS DUE TO EXACT HOME EXTERIOR DESIGN, OPTIONS PURCHASED, AND LOCATIONS OF MECHANICAL AND SUMP PUMP EQUIPMENT, WHICH MAY ALSO VARY AMONG INDIVIDUAL LOTS AND COMMUNITIES.
STRUCTURAL STEEL LALLY COLUMNS CAN NEVER BE REMOVED. OPTIONS MAY ADD ADDITIONAL COLUMNS. PLEASE CONSULT SALES REPRESENTATIVE FOR SPECIFIC DETAILS.

PRIMARY BEDROOM SUITE
16' X 12'3"

WALK-IN CLOSET
10'1" X 5'5"

8'6" X 6'7"

SHOWER

SEAT

PRIMARY BATH

W/D SPACE

LAUNDRY

DN

STEPS FROM HOME TO GARAGE/ PORCH/ PATIO MAY VARY DUE TO SITE CONDITIONS.

2-CAR GARAGE
20'10" X 19'10"

FOYER

PORCH

BEDROOM 2
11'9" X 11'

BATH

WALK-IN CLOSET

CLIN 7'4" CLG

UP

DN

8' X 6'

DINING ROOM
11'7" X 10'9"

KITCHEN
14'1" X 10'9"

REF SPACE

DW

PANTRY

MICRO/ WALL OVEN

BREAKFAST
10'3" X 8'7"

CATHEDRAL CEILING

TWO-STORY GREAT ROOM
25' X 15'4"

19'5" CEILING

LOFT
26'4" X 10'5"

OPEN TO GREAT ROOM BELOW

WALK-IN CLOSET
7'8" X 5'3"

SLOPED CLG

DN

13'6" X 6'7"

BEDROOM 3
14'9" X 11'9"

BATH

CLIN

CLOSET

PC366 (not shown)

Photographs, renderings, and floor plans are for representational purposes only and may not reflect the exact features or dimensions of your home; actual product may differ. All dimensions are subject to field variations. Prices and offers subject to change without notice. This is not an offering where prohibited by law. Not all images may be shown. See online or onsite Sales Consultants for details.



Designer Appointed Features | INTERIOR SELECTIONS

Designer Appointed Features are home details and finishes curated by the talented design professionals responsible for the distinctive looks found in our model homes.

1 WALL PAINT

Sherwin Williams
Extra White

2 INTERIOR DOORS

Masonite | 2 Panel
White

3 INTERIOR DOOR HANDLES

Halifax | Lever
Satin Nickel

4 FLOORING-CARPET

Shaw | Wildwood Valley
Sand Swept

5 FLOORING - HARDWOOD

Shaw | Stateside Oak
Tradition



RESERVE AT WEST BLOOMFIELD | WELLSTON NEWHAVEN
HOME SITE 191 | 7640 LARCHWOOD DR | WEST BLOOMFIELD TOWNSHIP, MI 48322

Photographs, renderings, and floor plans are for representational purposes only and may not reflect the exact features or dimensions of your home; actual product may differ. All dimensions are subject to field variations. Prices and offers subject to change without notice. This is not an offering where prohibited by law. Not all images may be shown. See online or onsite Sales Consultants for details.



Designer Appointed Features | KITCHEN

Designer Appointed Features are home details and finishes curated by the talented design professionals responsible for the distinctive looks found in our model homes.

1 CABINETS - PERIMETER

Timberlake | Sonoma 5 PC
Painted Linen

2 HARDWARE

Timberlake | Pull
4213 PC Polished Chrome

3 COUNTERTOP

Cosentino | Quartz
Calacatta Gold

4 BACKSPLASH

Dal | Mythology Undulated
Olympus

5 CABINETS - ISLAND

Timberlake | Sonoma 5 PC
Painted Linen

6 FLOORING - HARDWOOD


Shaw | stateside Oak
Tradition

7 FAUCET

Kohler | Crue
Chrome

8 SINK

Kohler | Vault
Stainless Steel



RESERVE AT WEST BLOOMFIELD | WELLSTON NEWHAVEN
HOME SITE 191 | 7640 LARCHWOOD DR | WEST BLOOMFIELD TOWNSHIP, MI 48322

Photographs, renderings, and floor plans are for representational purposes only and may not reflect the exact features or dimensions of your home; actual product may differ. All dimensions are subject to field variations. Prices and offers subject to change without notice. This is not an offering where prohibited by law. Not all images may be shown. See online or onsite Sales Consultants for details.



Designer Appointed Features | KITCHEN APPLIANCES

Designer Appointed Features are home details and finishes curated by the talented design professionals responsible for the distinctive looks found in our model homes.

1 MICROWAVE HOOD

Whirlpool
Stainless Steel

2 GAS COOKTOP


Whirlpool
Stainless Steel

3 MICROWAVE/OVEN COMBO


Whirlpool
Stainless Steel

4 DISHWASHER

Whirlpool
Stainless Steel



1



2



3



4

RESERVE AT WEST BLOOMFIELD | WELLSTON NEWHAVEN
HOME SITE 191 | 7640 LARCHWOOD DR | WEST BLOOMFIELD TOWNSHIP, MI 48322

Photographs, renderings, and floor plans are for representational purposes only and may not reflect the exact features or dimensions of your home; actual product may differ. All dimensions are subject to field variations. Prices and offers subject to change without notice. This is not an offering where prohibited by law. Not all images may be shown. See online or onsite Sales Consultants for details.



Designer Appointed Features | POWDER ROOM

Designer Appointed Features are home details and finishes curated by the talented design professionals responsible for the distinctive looks found in our model homes.

1 PEDESTAL SINK

Kohler Sterling | Sacramento
White

2 FAUCET

Kohler Sterling | Medley
Chrome

3 TOILET

Kohler Sterling | Windham
White Comfort Height

4 FLOORING - HARDWOOD

Shaw | Stateside Oak
Tradition

1



2



3



4



Designer Appointed Features | PRIMARY BATHROOM

Designer Appointed Features are home details and finishes curated by the talented design professionals responsible for the distinctive looks found in our model homes.

1 VANITY CABINETS

Timberlake | Sonoma 5 PC
Painted Linen

2 HARDWARE

Timberlake | Pull
4213 SN Satin Nickel

3 COUNTERTOP

Cosentino | Quartz
Miami White

4 FAUCET

Kohler Sterling | Hint
Chrome

5 SINK

Kohler | Caxton
White Undermount

6 PRIMARY BATH TILE - FLOOR

American Olean | Union
Platinum White 12x24 Offset

7 SHOWER TILE—WALLS

Dal | Multitude Wave
Oragami White 12x24 Horizontal Stack

8 SHOWER FIXTURES



Kohler Sterling | Hint
Chrome

9 TOILET

Kohler Sterling | Windham
White Comfort Height

10 SHOWER PAN TILE

American Olean | Union
Platinum White 2x3 mosaic



Designer Appointed Features | LOFT BATH

Designer Appointed Features are home details and finishes curated by the talented design professionals responsible for the distinctive looks found in our model homes.

1 VANITY CABINETS

Timberlake | Sonoma 5 PC
Painted Linen

2 HARDWARE

Timberlake | Pull
4213 PC Polished Chrome

3 COUNTERTOP

Cosentino | Quartz
Blanco Maple

4 FAUCET

Kohler Sterling | Medley
Chrome

5 SINK

Kohler | Caxton
White Undermount

6 BATH TILE - FLOOR

Dal | Choice
Fair 12x12 Straight

7 SHOWER TILE—WALLS


Dal | Mythology Wave Crest
Santorini Wave Crest 4x12

8 SHOWER FIXTURE

Kohler Sterling | Medley
Chrome

9 TOILET

Kohler Sterling | Windham
White Standard Height



1



2



3



4



5



6



7



8



9

RESERVE AT WEST BLOOMFIELD | WELLSTON NEWHAVEN
HOME SITE 191 | 7640 LARCHWOOD DR | WEST BLOOMFIELD TOWNSHIP, MI 48322

Photographs, renderings, and floor plans are for representational purposes only and may not reflect the exact features or dimensions of your home; actual product may differ. All dimensions are subject to field variations. Prices and offers subject to change without notice. This is not an offering where prohibited by law. Not all images may be shown. See online or onsite Sales Consultants for details.



Designer Appointed Features | LAUNDRY ROOM

Designer Appointed Features are home details and finishes curated by the talented design professionals responsible for the distinctive looks found in our model homes.

1 UPPER CABINETS

Timberlake | Sonoma 5 PC
Painted Linen

2 FLOORING - VINYL

Shaw | Home
Genuine Greige

1



2

