

Toll Brothers
AMERICA'S LUXURY HOME BUILDER®



PRESERVE AT SAN TAN - PERALTA COLLECTION



Savannah Prairie

HOME SITE 757 | 35211 N DANBURITE CT | SAN TAN VALLEY, AZ 85142

Designer Appointed Features | EXTERIOR SELECTIONS

Designer Appointed Features are home details and finishes curated by the talented design professionals responsible for the distinctive looks found in our Toll Brothers model homes.



- 1  **STUCCO FIELD**
SW 7043 Worldly Gray
- 3  **FRONT DOOR**
SW 7048 Urbane Bronze

- 2  **STUCCO TRIM**
SW 7042 Shoji White

- 4  **GARAGE DOOR**
SW 7042 Shoji White

- 5  **STONE**
Coronado Stone
Prairie Stone
Grey Granite

- 6  **SIDING & TRIM**
SW 7048 Urbane Bronze

- 7  **ROOF**
Eagle Roofing
Ponderosa
5503 Sierra Madre

- 8  **ROOF
COMPLEMENTARY
COLOR**
SW 7069 Iron Ore

PRESERVE AT SAN TAN - PERALTA COLLECTION | SAVANNAH PRAIRIE
HOME SITE 757 | 35211 N DANBURITE CT | SAN TAN VALLEY, AZ 85142

Prices and offers subject to change without notice. This is not an offering where prohibited by law. Images are for representational purposes only and actual product may differ. Not all images may be shown. See online or onsite sales consultants for details. Listing Broker Toll Brothers Real Estate, Inc. 9/01/22



Designer Appointed Features | STRUCTURAL OPTIONS

Designer Appointed Features are home details and finishes curated by the talented design professionals responsible for the distinctive looks found in our Toll Brothers model homes.



1 ADDITIONAL EXTERIOR DOOR

164

Designer Appointed Features | INCLUDED FEATURES

Designer Appointed Features are home details and finishes curated by the talented design professionals responsible for the distinctive looks found in our Toll Brothers model homes.

ARCHITECTURAL DETAILS

- Elegant floor plans with attractive design choices
- Designer insulated garage doors (per elevation) with opener and keyless entry pad
- Concrete roof tile with choice of colors
- Numerous designer-coordinated exterior color schemes to choose from
- Elegant four-sided exterior detailing
- Front yard landscape package
- Sand stucco finish throughout, including pop-outs
- Oversized covered patios

THOUGHTFULLY DESIGNED INTERIORS

- Dramatic 10' ceilings on first floor
- 8' doors on first floor and single-story homes
- 6'8 doors on second floor
- Ceiling fan pre-wires in great room, primary bedroom, secondary bedrooms, study, and loft where applicable
- Contemporary recessed can lighting
- Energy saving LED lighting throughout home
- Multi-slide pocket door at great room

KITCHEN

- Energy Star qualified appliances by Whirlpool including a 30" freestanding gas range, built-in microwave and hood, and dishwasher
- Elegant crafted maple cabinets with 36" uppers and crown molding in a choice of finishes
- Granite countertops with eased edge with 5" backsplash
- Kohler chrome pull-out spray faucet
- Pre-plumbed for icemaker and reverse osmosis

BATHS

- Spacious primary bedroom suite with walk-in closet
- Lavish primary bath with glass door shower enclosure
- Luxurious 34 ½" adult height vanities
- Kohler 8" wide-spread chrome faucets

CONVENIENCES

- WiFi Programmable thermostats
- Each home is professionally cleaned prior to settlement
- Pre-wired for advanced communication technology: telephone, cable TV, and computer hook-up

CONSTRUCTION HIGHLIGHTS

- Dual pane, Low-E insulated windows and sliding glass doors
- 14-SEER Bryant high efficiency, ground-mounted air conditioning unit
- Advanced QuickFlash exterior penetration system
- Insulation at interior plumbing walls to reduce sound transfer

QUALITY ASSURANCE AND WARRANTY

- Our quality program starts at design inception with the creation of precise construction drawings, specifying high quality material, all the way through to on-site supervision by experienced project managers and construction managers.
- First home buyer orientation minimum 5–7 days prior to settlement utilizing an extensive checklist
- Second home buyer orientation prior to settlement ensures work has been completed
- Ten-year limited warranty program

Designer Appointed Features | INTERIOR SELECTIONS

Designer Appointed Features are home details and finishes curated by the talented design professionals responsible for the distinctive looks found in our Toll Brothers model homes.

1 WALL PAINT

Sherwin Williams Alabaster

2 INTERIOR DOORS

Lincoln Smooth Finish

White Hollow Core – 6'8"

3 INTERIOR DOOR HANDLES

Schlage Tustin

Black All Interior Doors

4 FLOORING-CARPET

Mohawk Traditional

Welcomed reward

5 FLOORING-TILE


Daltile Upgrade level 3

Saddlebrook Gravel Road

6 LIGHTING

Park Harbor Whiteby

1



2



3



4



5



6



Designer Appointed Features | KITCHEN

Designer Appointed Features are home details and finishes curated by the talented design professionals responsible for the distinctive looks found in our Toll Brothers model homes.

1 CABINETS

Timberlake Coastal

Slate Shaker Cabinets

2 HARDWARE

Amerock Edge Pulls

Satin Nickel

3 COUNTERTOP-ISLAND

Quartz

Victoria White

4 COUNTERTOP-PERIMETER

Quartz

Victoria White

5 FLOORING-TILE

Daltile Upgrade level 3

Saddlebrook Gravel Road

6 FAUCET

Kohler Puristsemi

stainless steel

7 SINK

Kohler White Haven

White Stainless steel undermount cast iron, short apron



1



2



3



4



5



6



7

Designer Appointed Features | KITCHEN APPLIANCES

Designer Appointed Features are home details and finishes curated by the talented design professionals responsible for the distinctive looks found in our Toll Brothers model homes.

1 RANGE

KitchenAid Gas Cooktop

Stainless Steel | 36" Stainless Steel gas cooktop

2 VENT HOOD

KitchenAid Hood

Stainless Steel | Wall Mounted

3 WALL OVEN

KitchenAid Double Wall Oven

Stainless Steel | 30" Built-in Double Oven

4 MICROWAVE

KitchenAid Microwave

Stainless Steel | Built-in microwave

5 DISHWASHER

KitchenAid Dishwasher

Stainless Steel | Integrated Dishwasher



1




2



3



4



5

Designer Appointed Features | POWDER ROOM

Designer Appointed Features are home details and finishes curated by the talented design professionals responsible for the distinctive looks found in our Toll Brothers model homes.

1 PEDESTAL SINK

Kohler Pedestal Sink
Cimarron White

2 FAUCET

Kohler Bathroom Faucet
Alteo Vibrant Brushed Nickel

3 TOILET

Sterling Windham Elongated

4 FLOORING

Daltile Upgrade level 3
Saddlebrook Gravel Road

1



2



3



4



Designer Appointed Features | PRIMARY BATHROOM

Designer Appointed Features are home details and finishes curated by the talented design professionals responsible for the distinctive looks found in our Toll Brothers model homes.

1 VANITY CABINETS

Timberlake Coastal
Slate Shaker Cabinets

2 HARDWARE

Amerock Edge Pulls
Satin Nickel

3 COUNTERTOP

Victoria White Quartz

4 FAUCET

Kohler Bathroom Faucet
Alteo Vibrant Brushed Nickel

5 SHOWER FIXTURES

Kohler Alteo Shower fixture
Brushed Nickel

6 TUB

Sterling Ensemble 30"
Slide in tub, cultured marble

7 TUB FAUCET

Kohler Alteo Tub/shower Faucet
Brushed Nickel


8 TOILET

Sterling Windham Elongated

1



2



3



4



5



6



7



8

