

Toll Brothers
AMERICA'S LUXURY HOME BUILDER®



POINT HOPE







Preston Transitional

HOME SITE 2502 | 1209 HARRIMAN LN. | CHARLESTON, SC 29492

Designer Appointed Features | EXTERIOR SELECTIONS

Designer Appointed Features are home details and finishes curated by the talented design professionals responsible for the distinctive looks found in our model homes.



1		PRIMARY Dover White SW 6385	3		FRONT DOOR Web Gray SW 7075	5		ACCENT Iceberg SW 6798
2		TRIM Dover White SW 6385	4		GARAGE DOOR Web Gray SW 7075	6		ROOF Charcoal GAF

POINT HOPE | PRESTON TRANSITIONAL
HOME SITE 2502 | 1209 HARRIMAN LN. | CHARLESTON, SC 29492

Photographs, renderings, and floor plans are for representational purposes only and may not reflect the exact features or dimensions of your home; actual product may differ. All dimensions are subject to field variations. Prices and offers subject to change without notice. This is not an offering where prohibited by law. Not all images may be shown. See online or onsite Sales Consultants for details.



Designer Appointed Features | ARCHITECTURAL SELECTIONS

Designer Appointed Features are home details and finishes curated by the talented design professionals responsible for the distinctive looks found in our model homes.



1 ALTERNATE PRIMARY BATH

3 ADDITIONAL EXTERIOR DOOR

5 MULTI-SLIDE STACKED DOOR 12X8

8 TRADITIONAL FIREPLACE 36" NOVUS

2 OFFICE REPLACES LIVING ROOM

4 CLERESTORY WINDOWS

6 COVERED PATIO

9 LAUNDRY ROOM T/M SINK W/
CABINET

7 SCREENED ENCLOSURE

10 TRAY CEILING

(not shown)

POINT HOPE | PRESTON TRANSITIONAL
HOME SITE 2502 | 1209 HARRIMAN LN. | CHARLESTON, SC 29492

Photographs, renderings, and floor plans are for representational purposes only and may not reflect the exact features or dimensions of your home; actual product may differ. All dimensions are subject to field variations. Prices and offers subject to change without notice. This is not an offering where prohibited by law. Not all images may be shown. See online or onsite Sales Consultants for details.



Designer Appointed Features | Interior Selections

Designer Appointed Features are home details and finishes curated by the talented design professionals responsible for the distinctive looks found in our model homes.

1 WALL PAINT

Sherwin Williams
City Loft SW7631

2 INTERIOR DOORS

Craftsman
Extra White

3 INTERIOR DOOR HARDWARE

Halifax
Matte Black


4 FLOORING-LAMINATE

Seaside Estates
Sail Cloth

5 FLOORING-TILE

Visconde
Oro Matte 12x25

1



2



3



4



5



Designer Appointed Features | Kitchen Selections

Designer Appointed Features are home details and finishes curated by the talented design professionals responsible for the distinctive looks found in our model homes.

1 CABINETS

Sonoma
Almond

2 HARDWARE

Tempo Pull
Modern Brushed Gold

3 COUNTERTOPS

Quartz
Calacatta Elysio

4 BACKSPLASH

Rice
Natural 3x8

5 FLOORING-LAMINATE

Seaside Estates
Sail Cloth

6 FAUCET

Kohler
Modern Brushed Brass

7 SINK

Kohler
Whitehaven

8 LIGHTING-ISLAND

Parkhurst
Brushed Bronze

9 LIGHTING-DINING

Bonita
Satin Brass



1



2



3



4



5



6



7



8



9

Designer Appointed Features | KITCHEN APPLIANCES

Designer Appointed Features are home details and finishes curated by the talented design professionals responsible for the distinctive looks found in our model homes.

1 RANGE

Jenn Air
Stainless Steel

2 MICROWAVE

Jenn Air
Stainless Steel

3 WALL OVEN

Jenn Air
Stainless Steel

4 DISHWASHER

Jenn Air
Stainless Steel

5 BEVERAGE CENTER

Jenn Air
Stainless Steel


6 SLOPED HOOD

Almond
Picture For Representational Purposes Only

1



2



3




4



5



6



Designer Appointed Features | PRIMARY BATHROOM

Designer Appointed Features are home details and finishes curated by the talented design professionals responsible for the distinctive looks found in our model homes.

1 CABINETS

Sonoma
Almond

2 HARDWARE

Tempo Pull
Modern Brushed Gold

3 COUNTERTOP

Quartz
Calacatta Elysio

4 FAUCET

Kohler
Modern Brass Gold

5 SINK

Kohler
White

6 SHOWER TILE—WALLS

Visconde
Oro Polished 12x25

7 SHOWER TILE—FLOOR

Visconde
Oro Hexagon

8 SHOWER FIXTURES + HANDSHOWER

Kohler
Modern Brushed Brass

9 TOILET


Windham
White



1



2



3



4



5



6



7



8



9



Designer Appointed Features | HALL BATH AND BATH AT BED 4

Designer Appointed Features are home details and finishes curated by the talented design professionals responsible for the distinctive looks found in our model homes.

1 VANITY CABINETS

Manufacturer Product
Color | Size or Description

2 HARDWARE

Tempo Pull
Modern Brushed Gold

3 COUNTERTOP

Quartz
Frost

4 FAUCET

Kohler
Modern Brass Gold

5 SINK

Kohler
White

6 SHOWER TILE—WALLS

Color Wheel
4x16 Artic White

7 TUB/SHOWER FIXTURES

Kohler
Brushed Brass

8 TOILET


Windham
White



1



2




3




4



5



6



7



8

9

