

Toll Brothers
AMERICA'S LUXURY HOME BUILDER®



WOODSIDE PRESERVE

Alina Transitional

HOME SITE 5 | 197 WOODGROVE DR | ORLANDO, FL 32825

Designer Appointed Features | EXTERIOR SELECTIONS

Designer Appointed Features are home details and finishes curated by the talented design professionals responsible for the distinctive looks found in our model homes.



1		BODY Shoji White SW 7042	3		FRONT DOOR Oyster Bay SW 6206	5		TRIM Eider White SW 7014
2		SIDING Urbane Bronze SW 7048	4		GARAGE DOOR Urbane Bronze SW 7048	6		ROOF Weathered Wood GAF

WOODSIDE PRESERVE | ALINA TRANSITIONAL
HOME SITE 5 | 197 WOODGROVE DR | ORLANDO, FL 32825

Photographs, renderings, and floor plans are for representational purposes only and may not reflect the exact features or dimensions of your home. All dimensions are subject to field variations. Prices and offers subject to change without notice. This is not an offering where prohibited by law. Images are for representational purposes only and actual product may differ. Not all images may be shown. See online or onsite sales consultants for details.



Designer Appointed Features | STRUCTURAL OPTIONS

Designer Appointed Features are home details and finishes curated by the talented design professionals responsible for the distinctive looks found in our model homes.

1 ALTERNATE KITCHEN ISLAND

PC263149

2 EXTENDED COVERED LANAI

PC263361

3 EXTERIOR VENTING

PC772 (not shown)



* DENOTES HIGH WINDOW

Designer Appointed Features | INTERIOR SELECTIONS

Designer Appointed Features are home details and finishes curated by the talented design professionals responsible for the distinctive looks found in our model homes.

1 WALL PAINT

Sherwin Williams

Extra White | Sheen; Flat

2 INTERIOR DOORS

Carrera Style 2 Panel Raised

Extra White |

3 INTERIOR DOOR HANDLES

Kwikset Halifax Lever

Polished Chrome

4 FLOORING - TILE

Daltile Union 12x24


#UN01

5 FLOORING - LVP

Shaw Home

#1187 Genuine Greige

1



2



3



4



5



Designer Appointed Features | LIGHTING

Designer Appointed Features are home details and finishes curated by the talented design professionals responsible for the distinctive looks found in our model homes.

1 LIGHTING

Progress Lighting Elevate
Polished Chrome || Foyer

2 LIGHTING

Progress Lighting Elevate
Polished Chrome | Casual Dining Rm

3 LIGHTING

Progress Lighting Elevate
Polished Chrome | Baths



2



3



Designer Appointed Features | APPLIANCES

Designer Appointed Features are home details and finishes curated by the talented design professionals responsible for the distinctive looks found in our model homes.

1 COOKTOP

KitchenAid Electric Cooktop

Stainless Steel | 36"

2 VENT HOOD

KitchenAid Vent Hood

Stainless Steel | 36"

3 MICROWAVE/OVEN COMBO

KitchenAid Combo Wall

Stainless Steel |

4 DISHWASHER

KitchenAid Dishwasher

Stainless Steel | 24"

5 FRIDGE

KitchenAid Dishwasher

Stainless Steel | 36" Counter Depth



1



2



3



4



5

Designer Appointed Features | KITCHEN

Designer Appointed Features are home details and finishes curated by the talented design professionals responsible for the distinctive looks found in our model homes.

1 CABINETS

Mid Continent Dapper FO

Maple | Painted White

2 HARDWARE

Amerock Westerly Pull

Polished Chrome | Pull

3 COUNTERTOP

Silestone Quartz

Miami White | Polished - Eased Edge

4 BACKSPLASH

Daltile Mythology Picket 2x5

Mosaic

#MY91 |

5 FLOORING - LVP

Shaw Home

#1187 Genuine Greige

6 FAUCET

Kohler Crue Pull Down

Polished Chrome

7 SINK

Kohler Vault

Stainless Steel | Single Basin

8 LIGHTING

Progress Lighting Atwell


Polished Chrome | Pendant Lights



1



2



3



4



5



6



7



8

Designer Appointed Features | PRIMARY BATHROOM

Designer Appointed Features are home details and finishes curated by the talented design professionals responsible for the distinctive looks found in our model homes.

1 VANITY CABINETS

Mid Continent Dapper FO

Maple | Painted White

2 HARDWARE

Amerock Westerly Pull

Polished Chrome | Pull

3 COUNTERTOP

Silestone Quartz

Miami White | Polished – Eased Edge

4 FAUCET

Kohler Simplice

Polished Chrome | Widespread

5 SINK

Kohler Caxton

White | Oval Undermount

6 SHOWER TILE—WALLS

Daltile Multitude Wave 12x24

#MU16

7 SHOWER TILE—FLOOR

Daltile Union 2x3 Mosaic

#UN01

8 SHOWER FIXTURES

Kohler Simplice

Polished Chrome |

9 FLOORING - TILE

Daltile Union 12x24

#UN01

10 TOILET

Sterling Windham


White | Standard Height



1



2



3



4



5



6



7



8



9



10

Designer Appointed Features | BATH #2

Designer Appointed Features are home details and finishes curated by the talented design professionals responsible for the distinctive looks found in our model homes.

1 VANITY CABINETS

Mid Continent Dapper FO

Maple | Painted White

2 HARDWARE

Amerock Westerly Pull

Polished Chrome | Pull

3 COUNTERTOP

Silestone Quartz

Miami White | Polished – Eased Edge

4 FAUCET

Kohler Simplice

Polished Chrome | Widespread

5 SINK

Kohler Caxton

White | Oval Undermount

6 SHOWER TILE—WALLS

6X6 Glossy White

7 SHOWER/TUB COMBO

8 SHOWER/TUB FIXTURES

Kohler Simplice

Polished Chrome |

9 FLOORING - TILE

Daltile Union 12x24

#UN01

10 TOILET

Sterling Windham

White | Standard Height


1



2



3




4



5



6



7



8



9



10



Designer Appointed Features | POWDER ROOM

Designer Appointed Features are home details and finishes curated by the talented design professionals responsible for the distinctive looks found in our model homes.

1 PEDESTAL SINK

Kohler Veer

White

2 FAUCET

Kohler Simplice

Polished Chrome | Widespread

3 TOILET

Sterling Windham

White | Standard Height

4 FLOORING - LVP

Shaw Home

#1187 Genuine Greige



1



2



3



4