

*Toll Brothers*  
AMERICA'S LUXURY HOME BUILDER®



WOODSIDE PRESERVE

# Bronte Contemporary

HOME SITE 12 | 149 PURCELL DR | ORLANDO, FL 32825



# Designer Appointed Features | EXTERIOR SELECTIONS

Designer Appointed Features are home details and finishes curated by the talented design professionals responsible for the distinctive looks found in our model homes.



- |   |   |  |   |   |  |   |  |                                |
|---|---|--|---|---|--|---|--|--------------------------------|
| 1 |  | <b>STUCCO &amp; TRIM</b><br>Snowbound<br>SW 7004 | 3 |  | <b>FRONT DOOR</b><br>Smoky Blue<br>SW 7604 | 5 |  | <b>STONE</b><br>Onyx           |
| 2 |  | <b>LAP SIDING</b><br>Monorail Silver<br>SW 7663  | 4 |  | <b>GARAGE DOOR</b><br>Snowbound<br>SW 7004 | 6 |  | <b>ROOF</b><br>Charcoal<br>GAF |

WOODSIDE PRESERVE | BRONTE CONTEMPORARY  
HOME SITE 12 | 149 PURCELL DR | ORLANDO, FL 32825

Photographs, renderings, and floor plans are for representational purposes only and may not reflect the exact features or dimensions of your home; actual product may differ. All dimensions are subject to field variations. Prices and offers subject to change without notice. This is not an offering where prohibited by law. Not all images may be shown. See online or onsite Sales Consultants for details.



# Designer Appointed Features | ARCHITECTURAL SELECTIONS

Designer Appointed Features are home details and finishes curated by the talented design professionals responsible for the distinctive looks found in our model homes.



## 1 OPEN RAIL REPLACES INCLUDED

036405 (not shown)

## 3 ALTERNATE KITCHEN ISLAND

263149

## 5 MULTI-SLIDE STACKED DOOR 12X8

026365

## 7 GUTTER WHOLE HOUSE

189040 (not shown)

## 2 ALTERNATE PRIMARY BATH

263120

## 4 EPOXY ON GARAGE FLOOR

181006 (not shown)

## 6 EXTERIOR VENTING

772 (not shown)

## 8 TRAY CEILING

036491

## 9 SEC BATH - SHOWER STALL W/ TILE

048644 (not shown)

# Designer Appointed Features | INTERIOR SELECTIONS

Designer Appointed Features are home details and finishes curated by the talented design professionals responsible for the distinctive looks found in our model homes.

## 1 WALL PAINT

**Sherwin Williams**

Extra White | Sheen; Flat

## 2 INTERIOR DOORS

**Carrera Style 2 Panel Raised**

Extra White |

## 3 INTERIOR DOOR HANDLES

**Kwikset Halifax Lever**

Matte Black

## 4 FLOORING- LVP

**Shaw Home**

#2105 Cozy Taupe

## 5 TILE

**Daltile Moroccan Concrete**

12x24


Off White | MC50

## 5 WOOD - STAIRS

**Shaw Kingston Oak**

Renaissance

1



2



3



4



5



6



# Designer Appointed Features | LIGHTING

Designer Appointed Features are home details and finishes curated by the talented design professionals responsible for the distinctive looks found in our model homes.

## 1 LIGHTING

Progress Kellwyn  
Matte Black | Foyer

## 2 LIGHTING

Progress Lighting Kellwyn  
Matte Black | Casual Dining

## 3 LIGHTING

Progress Lighting Clarion  
Matte Black | Bathrooms

1



2



3



# Designer Appointed Features | KITCHEN APPLIANCES

Designer Appointed Features are home details and finishes curated by the talented design professionals responsible for the distinctive looks found in our model homes.

## 1 HOOD

**KitchenAid 36"**

Stainless Steel

## 2 COMBINATION MICROWAVE/OVEN

**KitchenAid**

Stainless Steel

## 3 DISHWASHER

**KitchenAid**

Stainless Steel | 24"

## 4 COOKTOP

**KitchenAid 36" Electric**

Stainless Steel

## 5 REFRIGERATOR

**KitchenAid 36"**

Stainless Steel | Counter Depth



1



2



3



4



5



# Designer Appointed Features | KITCHEN

Designer Appointed Features are home details and finishes curated by the talented design professionals responsible for the distinctive looks found in our model homes.

## 1 CABINETS

### Mid Continent Brawny FO

Maple | Stained Buckskin

## 2 CABINETS

### Mid Continent Brawny FO

Maple | Painted Black

## 3 HARDWARE

### Amerock Bar Pull

Black Bronze | Pull

## 4 COUNTERTOP-ISLAND & PERIMETER

### MSI Quartz

Miami White | Polished – Eased Edge

## 5 BACKSPLASH

### Daltile Vertuo Chevron

Color: VR15

## 6 FLOORING- LVP

### Shaw Home

#2105 Cozy Taupe

## 7 FAUCET

### Kohler Crue

Matte Black| Pull Down Spray

## 8 SINK

### Kohler Vault

Stainless Steel | Single Basin

## 9 LIGHTING

### Progress Lighting Latrobe

Matte Black | Kitchen Pendant

1




2



3



4



5



6



7



8



9



# Designer Appointed Features | PRIMARY BATHROOM

Designer Appointed Features are home details and finishes curated by the talented design professionals responsible for the distinctive looks found in our model homes.

## 1 VANITY CABINETS

### Mid Continent Brawny FO

Maple | Stained Buckskin

## 2 HARDWARE

### Amerock Bar Pull

Black Bronze | Pull

## 3 COUNTERTOP

### Silestone Quartz

Miami White| Polished – Eased Edge

## 4 FAUCET

### Kohler Venza

Matte Black

## 5 SINK

### Kohler Verticyl

White | Rectangular Undermount

## 6 SHOWER TILE—WALLS

### Daltile Mesmerist

MM30 | 3 x 12

## 7 SHOWER TILE—FLOOR

### Daltile Moroccan Concrete

MC50 | 1.5" Hex Mosaic

## 8 SHOWER FIXTURES

### Kohler Venza

Matte Black

## 9 TILE

### Daltile Moroccan Concrete

MC50 | 12 x 24

## 10 TOILET

### Sterling Windham

White | Comfort Height

## 11 TUB FAUCET

### Kohler Venza

Matte Black

## 12 TUB

### Kohler Sunstruck


White



1



2




3



4




5




6



7



8



9



10



11



12



# Designer Appointed Features | Bath #2 & BATH #4

Designer Appointed Features are home details and finishes curated by the talented design professionals responsible for the distinctive looks found in our model homes.

## 1 VANITY CABINETS

### Mid Continent Brawny FO

Maple | Stained Buckskin

## 2 HARDWARE

### Amerock Bar Pull

Black Bronze | Pull

## 3 COUNTERTOP

### Silestone Quartz

Miami White| Polished – Eased Edge

## 4 FAUCET

### Kohler Venza

Matte Black

## 5 SINK

### Kohler Verticyl

White | Rectangular Undermount

## 6 SHOWER TILE—WALLS

### Daltile Color Wheel

790 | 3 x 6

## 7 SHOWER FLOOR

### Daltile Color Wheel

790| 1.5" HEX

## 8 TUB / SHOWER FIXTURES

### Kohler Venza

Matte Black

## 9 TILE

### Daltile Moroccan Concrete

MC50 | 12 x 24

## 10 TOILET

### Sterling Windham


White | Comfort Height



1



2



3



4




5




6



7



8



9



10

# Designer Appointed Features | Bed 3 Bath

Designer Appointed Features are home details and finishes curated by the talented design professionals responsible for the distinctive looks found in our model homes.

## 1 VANITY CABINETS

### Mid Continent Brawny FO

Maple | Stained Buckskin

## 2 HARDWARE

### Amerock Bar Pull

Black Bronze | Pull

## 3 COUNTERTOP

### Silestone Quartz

Miami White| Polished – Eased Edge

## 4 FAUCET

### Kohler Venza

Matte Black

## 5 SINK

### Kohler Verticyl

White | Rectangular Undermount

## 6 SHOWER TILE—WALLS

### Daltile Color Wheel

790 | 3 x 6

## 7 TUB

### Sterling Perfoma

White Bath 2 only

## 8 TUB / SHOWER FIXTURES

### Kohler Venza

Matte Black

## 9 TILE

### Daltile Moroccan Concrete

MC50 | 12 x 24

## 10 TOILET

### Sterling Windham


White | Comfort Height



1



2



3



4



5




6



7



8



9



10

# Designer Appointed Features | Stairs & Front Door Hardware

Designer Appointed Features are home details and finishes curated by the talented design professionals responsible for the distinctive looks found in our model homes.

## 1 STAIRS

Straight Plain Black Metal Spindles

## 2 DOOR HARDWARE

**Kohler San Clemente**

Matte Black

1



2

