

Toll Brothers
AMERICA'S LUXURY HOME BUILDER®



CHIMNEY CREEK

Antioch Transitional

HOME SITE 51 | 5525 HAVENHILL DRIVE | CUMMING, GA 30028

Designer Appointed Features | EXTERIOR SELECTIONS

Designer Appointed Features are home details and finishes curated by the talented design professionals responsible for the distinctive looks found in our model homes.



1		BRICK Winterhaven Coosa Cream	3		FRONT DOOR Chestnut Minwax Gel	5		SIDING Eider White SW 7014	7		ROOF Charcoal
2		TRIM Eider White SW 7014	4		GARAGE DOOR Eider White SW 7014	6		WINDOWS White	8		

CHIMNEY CREEK | ANTIOCH TRANSITIONAL
HOME SITE 51 | 5525 HAVENHILL DRIVE | CUMMING, GA 30028

Photographs, renderings, and floor plans are for representational purposes only and may not reflect the exact features or dimensions of your home; actual product may differ. All dimensions are subject to field variations. Prices and offers subject to change without notice. This is not an offering where prohibited by law. Not all images may be shown. See online or onsite Sales Consultants for details.



Designer Appointed Features | ARCHITECTURAL SELECTIONS

Designer Appointed Features are home details and finishes curated by the talented design professionals responsible for the distinctive looks found in our model homes.



1 WALKOUT BASEMENT

PC017

2 OFFICE

PC263300

3 ALTERNATE PRIMARY BATH

PC048320

4 OUTDOOR LIVING SPACE

PC263168 (not shown)

5 LAUNDRY ROOM T/M SINK W/ CABINETS

PC048385

6 CONVERT SECONDARY BATH TO SHOWER

PC048645 (not shown)

7 OPEN STAIRS TO LOWER LEVEL

PC207

Designer Appointed Features | EXTERIOR SELECTIONS

Designer Appointed Features are home details and finishes curated by the talented design professionals responsible for the distinctive looks found in our model homes.

1 SIDING

Sherwin Williams

Eider White | #SW-7014

2 TRIM

Sherwin Williams

Eider White | #SW-7014

3 ROOF

Architectural

Charcoal

4 BRICK

Henry Brick

Cypress Point | Coosa Cream

5 WINDOWS

White Vinyl

6 GARAGE

Sherwin Williams


Eider White | #SW-7014

7 FRONT DOOR


Minwax

Chestnut

1



2



3



4



5



6



7



Designer Appointed Features | INTERIOR SELECTIONS

Designer Appointed Features are home details and finishes curated by the talented design professionals responsible for the distinctive looks found in our model homes.

1 WALL PAINT

Sherwin Williams

Alabaster | SW-7008

2 INTERIOR DOORS

Sherwin Williams

Shell White | #SW-8917

3 INTERIOR DOOR HANDLES

Kwikset

Chrome | Halifax

4 FLOORING-CARPET

Shaw

Sugar Cookie | Stone Path

5 FIREPLACE

Emser

Parkview Brown Polished | 12 x 24

6 FLOORING-HARDWOOD

Shaw


Mariner Oak | Passage

7 LIGHTING


Progress

Modern | Gold

1



2



3




4



5



6



7



Designer Appointed Features | KITCHEN

Designer Appointed Features are home details and finishes curated by the talented design professionals responsible for the distinctive looks found in our model homes.

1 CABINETS

Diamond Vibe

Buckskin | Gradon

2 HARDWARE

Jeffrey Alexander

625-128MB

3 CABINET-ISLAND

Diamond Vibe

Buckskin | Bryant 5PC

4 COUNTERTOP-PERIMETER

Silestone

ET D'or | 3CM

5 BACKSPLASH

Silestone

ET D'or | 3CM

6 FLOORING-HARDWOOD

Shaw

Mariner Oak | Passage

7 FAUCET

Kohler

Black | Purist

8 SINK

Kohler

Ceramic | Farmsink

9 LIGHTING-ISLAND

Progress

Modern | Gold

10 LIGHTING-DINING

Progress

Modern | Gold

1



2



3




4



5



6



7



8



9



10



Designer Appointed Features | KITCHEN APPLIANCES

Designer Appointed Features are home details and finishes curated by the talented design professionals responsible for the distinctive looks found in our model homes.

1 RANGE

KitchenAid
KCGS556ESS

2 VENT HOOD

KitchenAid
KVUB606DSS

3 WALL OVEN

KitchenAid
KOECS30PSS

4 DISHWASHER

KitchenAid
KDTM405PPS



1



2



3



4

Designer Appointed Features | POWDER ROOM

Designer Appointed Features are home details and finishes curated by the talented design professionals responsible for the distinctive looks found in our model homes.

1 VANITY

Diamond Vibe

Buckskin | Gradon

2 FAUCET

Kohler

Matte Black | Hint

3 TOILET

Sterling

White | Windham

4 FLOORING

Shaw

Mariner Oak | Passage

1




2



3



4



Designer Appointed Features | PRIMARY BATHROOM

Designer Appointed Features are home details and finishes curated by the talented design professionals responsible for the distinctive looks found in our model homes.

1 VANITY CABINETS

Diamond Vibe

Buckskin | Gradon

2 HARDWARE

Jeffrey Alexander

625-128MB

3 COUNTERTOP

Silestone

Grey Expo | 3CM

4 FAUCET

Kohler

Matte Black | Hint

5 SINK

Kohler

Vox | Vessel Sink

6 SHOWER TILE—WALLS

Emser

Parkview | Brown 12 x 24

7 BATHROOM TILE—FLOOR

Shaw

Onyx | #200 12 x 24

8 SHOWER FIXTURES

Kohler

Matte Black | Hint

9 TUB FAUCET

Kohler

Matte Black | Hint

10 TOILET

Sterling

White | Windham



1



2



3



4



5



6



7



8



9



10

Designer Appointed Features | DOWN FULL BATHROOM

Designer Appointed Features are home details and finishes curated by the talented design professionals responsible for the distinctive looks found in our model homes.

1 VANITY CABINETS

Diamond Vibe

Buckskin | Gradon

2 HARDWARE

Jeffrey Alexander

625-128MB

3 COUNTERTOP

Silestone

Grey Expo | 3CM

4 FAUCET

Kohler

Matte Black | Hint

5 SINK

Kohler

Caxton | Rectangle Undermount

6 SHOWER TILE—WALLS

Emser

Retro II Gloss and Crackle Pearl Cloud

7 BATHROOM TILE—FLOOR

Shaw

Onyx #550 | 12 x 24

8 SHOWER FIXTURES

Kohler

Matte Black | Hint

9 TOILET

Sterling

White | Windham

1



2



3



4



5



6



7



8



9



Designer Appointed Features | BATHROOM #3

Designer Appointed Features are home details and finishes curated by the talented design professionals responsible for the distinctive looks found in our model homes.

1 VANITY CABINETS

Diamond Vibe

Buckskin | Gradon

2 HARDWARE

Jeffrey Alexander

625-128MB

3 COUNTERTOP

Silestone

Grey Expo | 3CM

4 FAUCET

Kohler

Matte Black | Hint

5 SINK

Kohler

Caxton | Rectangle Undermount

6 SHOWER TILE—WALLS

Emser

Visconde | 12 x 24 Oro

7 BATHROOM TILE—FLOOR

Emser

Visconde | 12 x 24 Oro

8 SHOWER FIXTURES

Kohler

Matte Black | Hint

9 TOILET

Sterling

White | Windham


1



2



3



4



5



6



7



8



9



Designer Appointed Features | BATHROOM #4

Designer Appointed Features are home details and finishes curated by the talented design professionals responsible for the distinctive looks found in our model homes.

1 VANITY CABINETS

Diamond Vibe

Buckskin | Gradon

2 HARDWARE

Jeffrey Alexander

625-128MB

3 COUNTERTOP

Silestone

Grey Expo | 3CM

4 FAUCET

Kohler

Matte Black | Hint

5 SINK

Kohler

Caxton | Rectangle Undermount

6 SHOWER TILE—WALLS

Emser

10 X 30 | Chevron White Vertigo

7 BATHROOM TILE—FLOOR

Emser

Sterlina Asphalt | 12 x 24

8 SHOWER FIXTURES

Kohler

Matte Black | Hint

9 TOILET

Sterling

White | Windham

1



2



3



4




5



6



7



8



9



Designer Appointed Features | BATHROOM #5

Designer Appointed Features are home details and finishes curated by the talented design professionals responsible for the distinctive looks found in our model homes.

1 VANITY CABINETS

Diamond Vibe

Buckskin | Gradon

2 HARDWARE

Jeffrey Alexander

625-128MB

3 COUNTERTOP

Silestone

Miami Vena | 3CM

4 FAUCET

Kohler

Matte Black | Hint

5 SINK

Kohler

Caxton | Rectangle Undermount

6 SHOWER TILE—WALLS

Shaw

Serenity | Dark Gray 12 x 24

7 BATHROOM TILE—FLOOR

Shaw

Gulf | 13 x 13 Contempo

8 SHOWER FIXTURES

Kohler

Matte Black | Hint

9 TOILET

Sterling

White | Windham


1



2



3



4




5



6



7



8



9

