

*Toll Brothers*  
AMERICA'S LUXURY HOME BUILDER®



TOMLINSON POINTE | LONGFORD COLLECTION

# McCourt Fairview









HOME SITE #176 | 448 TOMLINSON POINTE DR | MT. JULIET, TN 37122



# Designer Appointed Features | EXTERIOR SELECTIONS

Designer Appointed Features are home details and finishes curated by the talented design professionals responsible for the distinctive looks found in our model homes.



1		<b>BOARD &amp; BATTEN</b> Cobblestone	3		<b>FRONT DOOR</b> Urbane Bronze SW 7048	5		<b>TRIM / SIDING</b> Cobblestone	7		<b>ROOF</b> Charcoal GAF Timberline
2		<b>GUTTERS</b> Black	4		<b>PAINTED BRICK</b> Accessible Beige SW 7036	6		<b>FASCIA &amp; FRIEZE</b> Eider White SW 7014	8		<b>WINDOW FRAME</b> White

TOMLINSON POINTE | LONGFORD COLLECTION | MCCOURT FAIRVIEW  
HOME SITE #176 | 448 TOMLINSON POINTE DR | MT. JULIET, TN 37122

Photographs, renderings, and floor plans are for representational purposes only and may not reflect the exact features or dimensions of your home; actual product may differ. All dimensions are subject to field variations. Prices and offers subject to change without notice. This is not an offering where prohibited by law. Not all images may be shown. See online or onsite Sales Consultants for details.



# Designer Appointed Features | ARCHITECTURAL SELECTIONS

Designer Appointed Features are home details and finishes curated by the talented design professionals responsible for the distinctive looks found in our model homes.



1 3-CAR GARAGE

3 OPEN RAIL REPLACES HALF WALL  
(not shown)

5 LINEAR FIREPLACE 42" COSMO/RAVE

8 LAUNDRY ROOM SINK W/ CABINET

2 OFFICE REPLACES FLEX ROOM

4 COVERED PATIO

6 BEDROOM 2 BATH - SHOWER STALL  
W/ TILE FLOOR

9 OAK STAIR W/ PAINTED RISER  
(not shown)

7 HALL BATH 2ND FLOOR TILED  
SURROUND REPLACES INCLUDED

10 TRAY CEILING  
(not shown)

# Designer Appointed Features | INTERIOR SELECTIONS

Designer Appointed Features are home details and finishes curated by the talented design professionals responsible for the distinctive looks found in our model homes.

## 1 WALL PAINT

**Sherwin Williams |**  
City Loft | Pure White Trim

## 2 INTERIOR DOORS

**Masonite | Logan**  
White | 6' - 8" Hollow Core

## 3 INTERIOR DOOR HANDLES

**Kwikset | Halifax Square Lever**  
Matte Black

## 4 FLOORING-CARPET

**Shaw | Wildwood Valley**  
Biscuit


## 5 FLOORING-LVP

**Shaw | Homestead**  
Occasional Beige | (Oak Stairs stained to coordinate)

## 6 FIREPLACE- TILE

**Daltile | Indoterra**  
Volcanic Ash Woven | 12x24" Horizontal stack | #370  
Dove Gray

1



2



3



4



5



6





# Designer Appointed Features | KITCHEN

Designer Appointed Features are home details and finishes curated by the talented design professionals responsible for the distinctive looks found in our model homes.

## 1 CABINETS

### Aristokraft Cabinetry | Dayton Birch

1. Quill Perimeter 2. Flagstone Island

## 3 HARDWARE

### Aristokraft Cabinetry | Pull

Matte Black Pulls – HPMB615

## 4 COUNTERTOP

### Silestone | Quartz

Ethereal Glow | Standard Eased Edge

## 5 BACKSPLASH- TILE

### Daltile | Famed

Iconic | 3"x6" Chevron Mosaic | #11 Snow White

## 6 FLOORING-LVP

### Shaw | Homestead

Occasional Beige | (Oak Stairs stained to coordinate)

## 7 FAUCET

### Kohler | Crue

Matte Black | Pull-Down K-22972-BL

## 8 SINK

### Kohler | Vault

Stainless Steel | 32" x 18- 5/16" x 9- 5/16" | K-3821-NA

## 9 LIGHTING-ISLAND

### Progress Lighting | Atwell Medium Pendant

Matte Black | Over Island | P-500310-031




1



2



3



4



5



6



7



8



9

# Designer Appointed Features | KITCHEN APPLIANCES

Designer Appointed Features are home details and finishes curated by the talented design professionals responsible for the distinctive looks found in our model homes.

## 1 CANOPY HOOD

### 36" Canopy Hood

KVWB496DSS | Stainless Steel  
400 CFM  
4 Speed Button Controls  
Two LED Task Lights



1

## 2 WALL OVEN

### 30" Combo Wall Oven

KOEC530PSS | Stainless Steel  
Even-Heat True Convection (lower oven)  
Air Fry Mode  
Microwave Convection Cooking (upper oven)  
Temperature Probe



2

## 3 COOKTOP

### 36" Gas Cooktop

KCGS556ESS  
5<sup>th</sup> Burner  
20,000 BTU Even-Heat Simmer Burner  
Cook-Shield Finish  
Electronic Ignition  
Full-Width Cast-Iron Grates



3

## 4 DISHWASHER

### 24" Dishwasher

KDTM405PPS | Stainless Steel  
Print-Shield Finish  
44 DBA  
Advanced Clean Water Wash System



4

# Designer Appointed Features | POWDER ROOM

Designer Appointed Features are home details and finishes curated by the talented design professionals responsible for the distinctive looks found in our model homes.

## 1 PEDESTAL SINK

**Sterling | Sacramento**

White | 34" x 18 1/4" x 4" | #442128-0

## 2 FAUCET

**Kohler | Simplice**

Matte Black | 8" Widespread | K-27390-4-BL

## 3 TOILET

**Sterling | Windham**

White | Comfort Height | #402322-0

## 4 FLOORING-LVP

**Shaw | Homestead**

Occasional Beige | (Oak Stairs stained to coordinate)



1



2



3



4

# Designer Appointed Features | PRIMARY BATHROOM

Designer Appointed Features are home details and finishes curated by the talented design professionals responsible for the distinctive looks found in our model homes.

## 1 VANITY CABINETS

**Aristokraft Cabinetry | Dayton Birch**  
Quill

## 2 HARDWARE

**Aristokraft Cabinetry | Pull**  
Matte Black Pulls – HPMB615

## 3 COUNTERTOP

**Silestone | Quartz**  
Miami White | Standard Eased Edge

## 4 FAUCET

**Kohler | Simplice**  
Matte Black | 8" Widespread | K-27390-4-BL

## 5 SINK

**Kohler | Caxton Undermount**  
White | 7- 5/16" x 15- 15/16" x 20- 9/16" | K-20000-0

## 6 SHOWER TILE—SIDE WALLS

**Marazzi | Persuade**  
Beige | 12"x24" Horizontal Stack | #545 Bleached Wood

## 7 SHOWER TILE- BACK/ACCENT WALL

**Daltile | Mesmerist**  
Spirit | 3x12 Herringbone Pattern | #381 Bright White

## 8 SHOWER FLOOR TILE

**Marazzi | Persuade**  
Beige | 1"x3" Brick Joint Mosaic | #545 Bleached Wood

## 9 FLOORING - TILE

**Marazzi | Persuade**  
Beige | 12x24 | #545 Bleached Wood

## 10 SHOWER FIXTURE

**Kohler | Simplice**  
Matte Black | K-TS27392-4G-BL

## 11 TOILET

**Sterling | Windham**  
White | Comfort Height | #402322-0



1



2



3



4



5



6




7



8



9



10



11



# Designer Appointed Features | BED 2 BATHROOM

Designer Appointed Features are home details and finishes curated by the talented design professionals responsible for the distinctive looks found in our model homes.

## 1 VANITY CABINETS

**Aristokraft Cabinetry | Dayton Birch**  
Quill

## 2 HARDWARE

**Aristokraft Cabinetry | Pull**  
Matte Black Pulls - HPMB615

## 3 COUNTERTOP

**Silestone | Quartz**  
Blanco Maple | Standard Eased Edge

## 4 FAUCET

**Kohler | Simplice**  
Matte Black | 8" Widespread | K-27390-4-BL

## 5 SINK

**Kohler | Caxton Undermount**  
White | 7- 5/16" x 15- 15/16" x 20- 9/16" | K-20000-0

## 6 SHOWER TILE—WALLS

**Daltile | Color Wheel**  
Arctic White Matte | 3"x6" Horizontal Stack | #640 Arctic White

## 7 FLOORING - TILE

**Marazzi | Persuade**  
Beige | 12x24 | #545 Bleached Wood

## 8 SHOWER FLOORING - TILE


**Marazzi | Persuade**  
Beige | 1"x3" Brick Joint Mosaic | #545 Bleached Wood

## 9 TUB/SHOWER FIXTURE

**Kohler | Simplice**  
Matte Black | K-TS27392-4G-BL

## 10 TOILET

**Sterling | Windham**  
White | Comfort Height | #402322-0




5

6

7



8



9



10

# Designer Appointed Features | HALL BATHROOM

Designer Appointed Features are home details and finishes curated by the talented design professionals responsible for the distinctive looks found in our model homes.

## 1 VANITY CABINETS

**Aristokraft Cabinetry | Dayton Birch**  
Quill

## 2 HARDWARE

**Aristokraft Cabinetry | Pull**  
Matte Black Pulls - HPMB615

## 3 COUNTERTOP

**Silestone | Quartz**  
Blanco Maple | Standard Eased Edge

## 4 FAUCET

**Kohler | Simplice**  
Matte Black | 8" Widespread | K-27390-4-BL

## 5 SINK

**Kohler | Caxton Undermount**  
White | 7- 5/16" x 15- 15/16" x 20- 9/16" | K-20000-0

## 6 SHOWER TILE—WALLS

**Daltile | Color Wheel**  
Arctic White Matte | 3"x6" horizontal stack | #640 Arctic White

## 7 FLOORING - TILE

**Marazzi | Persuade**  
Beige | 12x24 | #545 Bleached Wood

## 8 TUB/SHOWER FIXTURE

**Kohler | Simplice**  
Matte Black | K-TS27391-4G-BL

## 9 TOILET

**Sterling | Windham**  
White | Comfort Height | #402322-0



1



2




3



4




5



6



7



8



9

# Designer Appointed Features | LAUNDRY ROOM

Designer Appointed Features are home details and finishes curated by the talented design professionals responsible for the distinctive looks found in our model homes.

## 1 CABINETS

**Aristokraft Cabinetry | Dayton Birch**  
Quill

## 2 HARDWARE

**Aristokraft Cabinetry | Pull**  
Matte Black Pulls – HPMB615

## 3 FLOORING - TILE

**Marazzi | Persuade**  
Beige | 12x24 | #545 Bleached Wood

## 4 COUNTERTOP

**Silestone | Quartz**  
Blanco Maple | Standard Eased Edge

## 5 FAUCET

**Kohler | Jolt**  
Polished Chrome | Pull-Down K-30612-CP

## 6 SINK

**Kohler | Latitude UM**  
Vikrell | 995-0



1



2



3



4



5



6