

Toll Brothers
AMERICA'S LUXURY HOME BUILDER®



TOLL BROTHERS AT THE NATIONS | LOFTS COLLECTION

Emmylou Greensboro

HOME SITE #208 | 824 42ND AVE NORTH | NASHVILLE, TN 37209

Designer Appointed Features | EXTERIOR SELECTIONS

Designer Appointed Features are home details and finishes curated by the talented design professionals responsible for the distinctive looks found in our model homes.



1		SIDING 1 Arctic White	3		FRONT DOOR Grizzle Gray SW 7068	5		WINDOWS White	7		SIDING 3 Gray Slate
2		TRIM Arctic White	4		GARAGE DOOR White	6		SIDING 2 Pearl Gray			

TOLL BROTHERS AT THE NATIONS | LOFTS COLLECTION | EMMYLOU GREENSBORO
HOME SITE #208 | 824 42ND AVE NORTH | NASHVILLE, TN 37209

Photographs, renderings, and floor plans are for representational purposes only and may not reflect the exact features or dimensions of your home; actual product may differ. All dimensions are subject to field variations. Prices and offers subject to change without notice. This is not an offering where prohibited by law. Not all images may be shown. See online or onsite Sales Consultants for details.



Designer Appointed Features | ARCHITECTURAL SELECTIONS

Designer Appointed Features are home details and finishes curated by the talented design professionals responsible for the distinctive looks found in our model homes.



1 OFFICE REPLACES FLEX ROOM

FLPE0009

3 SOFFIT CEILING

CPFC0002

2 OPEN RAILING

FLPJ0017



Designer Appointed Features | INTERIOR SELECTIONS

Designer Appointed Features are home details and finishes curated by the talented design professionals responsible for the distinctive looks found in our model homes.

1 WALL PAINT

Sherwin Williams |
City Loft | Pure White Trim

2 INTERIOR DOORS

Masonite | Logan
White | 6' - 8" Hollow Core

3 INTERIOR DOOR HANDLES

Kwikset | Halifax Square Lever
Matte Black


4 FLOORING-CARPET

Shaw | Wildwood Valley
Biscuit

5 FLOORING-LUXURY VINYL PLANK

Shaw | Pride Plus
Galleria Pine | 7" Plank
(Oak Stair Match - Coastal Oak)

1




2



3



4



5



Designer Appointed Features | KITCHEN

Designer Appointed Features are home details and finishes curated by the talented design professionals responsible for the distinctive looks found in our model homes.

1 CABINETS

Aristokraft Cabinetry | Dayton Birch

1. White Perimeter 2. Burlap Island

3 HARDWARE

Aristokraft Cabinetry | Bar Pull

Matte Black- HP-MB-605

4 COUNTERTOP

Natural Stone | Quartzite

Taj Mahal | Standard Eased Edge

5 BACKSPLASH- TILE

Dal Tile | Perfit Mosaix

Namaste & Thassos Capsule | 12"x18" mesh | #381 Bright White

6 FLOORING-LUXURY VINYL PLANK

Shaw | Pride Plus

Galleria Pine | 7" Plank

7 FAUCET

Kohler | Crue

Moderne Brushed Brass | Pull-Down K-22972-2MB

8 SINK

Kohler | Vault

Stainless Steel | 32" x 18- 5/16" x 9- 5/16" | K-3821-NA

9 LIGHTING-ISLAND

Progress Lighting | Atwell Medium Pendant


Brushed Bronze | P500310-109

10 LIGHTING-DINING ROOM

Haas Chandelier

Brushed Bronze | P400308-109

1



2



3



4



5



6



7



8



9



10



Designer Appointed Features | KITCHEN APPLIANCES

Designer Appointed Features are home details and finishes curated by the talented design professionals responsible for the distinctive looks found in our model homes.

1 RANGE

KitchenAide 30" 6.4 Cu.Ft. Electric Range

KSEG700ESS | Stainless Steel
5 Cooking Elements including a Warm Zone
Even-Heat True Convection
Steam Rack

2 MICROWAVE

KitchenAid 1.1 Cu.Ft. Flush Microwave

KMMF530PPS | Stainless Steel
Air Fry Mode
Multifunction Oven Modes
Flush Built-In Design
Turntable Free Design
Smart Appliance

3 DISHWASHER

KitchenAid 24" Dishwasher

KDTE204KPS | Stainless Steel
Print Shield Finish
Third Level Utensil Rack
ProWash Cycle
Adjustable Middle Rack

4 FRENCH DOOR KITCHENAID

36" 23.8 Cu.Ft.

KRFC704FPS | Stainless Steel
Exterior Ice & Water
Counter Depth
Platinum Interior
Print Shield Finish

1



2



3



4



Designer Appointed Features | POWDER ROOM

Designer Appointed Features are home details and finishes curated by the talented design professionals responsible for the distinctive looks found in our model homes.

1 PEDESTAL SINK

Sterling | Sacramento

White | 34" x 18 1/4" x 4" | #442128-0

2 FAUCET

Kohler | Hint

Moderne Brushed Brass | 8" Widespread | K-97093-4-2MB

3 TOILET

Sterling | Windham

White | Comfort Height | #402322-0

4 FLOORING-LUXURY VINYL PLANK

Shaw | Pride Plus

Galleria Pine | 7" Plank

5 VANITY LIGHT

Progress Lighting | Elevate 2-Light

Brass | P300021-109

6 MIRROR

Radius | Metal Framed

Black (All Baths)

1



2



3



4



5



6



BLACK



Designer Appointed Features | PRIMARY BATHROOM

Designer Appointed Features are home details and finishes curated by the talented design professionals responsible for the distinctive looks found in our model homes.

1 VANITY CABINETS

Aristokraft Cabinetry | Dayton Birch
Burlap

2 HARDWARE

Aristokraft Cabinetry | Bar Pull
Matte Black - HP-BM-605

3 COUNTERTOP

Silestone | Quartz
Ethereal Glow | Standard Eased Edge

4 FAUCET

Kohler | Hint
Moderne Brushed Brass | 8" Widespread | K-97093-4-2MB

5 SINK

Kohler | Caxton Undermount
White | 7- 5/16" x 15- 15/16" x 20- 9/16" | K-20000-0

6 SHOWER TILE—SIDE WALLS

DalTile | Rigid Clay
Salt | 12" x 24" | #545 Bleached Wood

7 SHOWER TILE—BACK ACCENT WALL

Emser | Pagoni Gloss
Mint | 4"x13" | #545 Bleached Wood

8 SHOWER FLOOR TILE

DalTile | Rigid Clay
Salt | 1"x3" Offset Mosaic | #545 Bleached Wood

9 FLOORING - TILE

DalTile | Calgary
Fawn | 12x24 | #643 Warm Gray

10 SHOWER FIXTURE

Kohler | Hint/Pitch
Modern Brushed Brass | K-TS97077-4G-2MB

11 TOILET

Sterling | Windham
White | Comfort Height | #402322-0

12 VANITY LIGHT

Progress Lighting | Elevate 3-Light
Brass | P300022-109



1



2



3



4



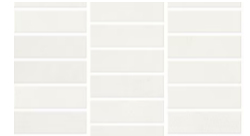
5




6




7



8



9



10



11



12

Designer Appointed Features | SECONDARY BATHROOMS

Designer Appointed Features are home details and finishes curated by the talented design professionals responsible for the distinctive looks found in our model homes.

1 VANITY CABINETS

Aristokraft Cabinetry | Dayton Birch
Burlap

2 HARDWARE

Aristokraft Cabinetry | Bar Pull
Matte Black- HP-MB-605

3 COUNTERTOP

Silestone | Quartz
Ethereal Glow | Standard Eased Edge

4 FAUCET

Kohler | Hint
Moderne Brushed Brass | 8" Widespread | K-97093-4-2MB

5 SINK

Kohler | Caxton Undermount
White | 7- 5/16" x 15- 15/16" x 20- 9/16" | K-20000-0

6 SHOWER TILE—WALLS

DalTile | Mesmerist
Allure | 4"x4" Hex | #545 Bleached Wood

7 FLOORING- TILE

DalTile | Calgary
Fawn | 12" x 24" | #643 Warm Gray

8 SHOWER/TUB FIXTURE

Kohler | Hint/Pitch
Moderne Brushed Brass | K-TS97074-4G-2MB

9 TOILET

Sterling | Windham
White | Comfort Height | #402322-0

10 TUB

Sterling | Performa
White | 71041110-96

11 VANITY LIGHT


Progress Lighting | Elevate 2-Light
Brass | P300021-109




1



2




3



4




5



6



7



8



9



10



11

Designer Appointed Features | LAUNDRY ROOM

Designer Appointed Features are home details and finishes curated by the talented design professionals responsible for the distinctive looks found in our model homes.

1 CABINETS

Aristokraft Cabinetry | Dayton Birch
White

2 HARDWARE

Aristokraft Cabinetry | Bar Pull
Matte Black- HP-MB-605

3 COUNTERTOP

Silestone | Quartz
Blanco Maple | Standard Eased Edge

4 SINK

Sterling | Latitude
White | 25" x 22" x 12" | #995-0

5 FAUCET

Kohler | Crue
Matte Black | Pull-Down | K-22972-BL

6 FLOORING- TILE

DalTile | Calgary
Fawn | 12" x 24" | #643 Warm Gray


7 WASHER

Top Load Washer
WTW6150PW
5.3 cu. ft.
Deep Water Wash Option
Smooth Spiral Stainless Steel Wash Basket
Energy Star Certified

8 DRYER

Front Load Dryer
WED6150PW
7 cu. ft.
Moisture Sensing
Wrinkle Shield Option
Steam Refresh Cycle


1



2



3



4



5



6



7



8

