

*Toll Brothers*  
AMERICA'S LUXURY HOME BUILDER®



TOLL BROTHERS AT LAKEVIEW

# Downing Modern









HOME SITE 51 | 5012 HARTWELL PLACE | ALPHARETTA, GA 30009



# Designer Appointed Features | EXTERIOR SELECTIONS

Designer Appointed Features are home details and finishes curated by the talented design professionals responsible for the distinctive looks found in our model homes.



- |   |   |   |   |   |   |   |  |  |   |   |                                |
|---|---|---|---|---|---|---|--|--|---|---|--------------------------------|
| 1 |  | <b>PAINTED BRICK</b><br>Pure White<br>SW 7005 | 3 |  | <b>FRONT DOOR</b><br>Tricorn Black<br>SW 6258 | 5 |  | <b>PANELING</b><br>Tricorn Black<br>SW 6258  | 7 |  | <b>ROOF</b><br>Charcoal<br>GAF |
| 2 |  | <b>TRIM</b><br>Tricorn Black<br>SW 6258       | 4 |  | <b>GARAGE DOOR</b><br>Pure White<br>SW 7005   | 6 |  | <b>STONE</b><br>Gray Ashlar<br>Natural Stone | 8 |  | <b>METAL CANOPY</b><br>Black   |

**TOLL BROTHERS AT LAKEVIEW | DOWNING MODERN**  
**HOME SITE 51 | 5012 HARTWELL PLACE | ALPHARETTA, GA 30009**

Photographs, renderings, and floor plans are for representational purposes only and may not reflect the exact features or dimensions of your home; actual product may differ. All dimensions are subject to field variations. Prices and offers subject to change without notice. This is not an offering where prohibited by law. Not all images may be shown. See online or onsite Sales Consultants for details.



# Designer Appointed Features | ARCHITECTURAL SELECTIONS

Designer Appointed Features are home details and finishes curated by the talented design professionals responsible for the distinctive looks found in our model homes.



## 1 RAINHEAD IN PRIMARY BATH

PC049044 (not shown)

## 2 BUILT-IN IN GREAT ROOM

PC036504

# Designer Appointed Features | INTERIOR SELECTIONS

Designer Appointed Features are home details and finishes curated by the talented design professionals responsible for the distinctive looks found in our model homes.

## 1 WALL PAINT

**Sherwin Williams**  
PURE WHITE #SW-7005

## 2 INTERIOR DOORS

**Sherwin Williams**  
EXTRA WHITE #SW-7006

## 3 INTERIOR DOOR HANDLES


**Kwikset**  
MATTE BLACK HALIFAX LEVER

## 4 FLOORING-HARDWOOD


**Shaw**  
8" WORTHING / HOLLAND PARK

## 5 LIGHTING

**Progress**  
REPLAY BLACK




1



2



3



4

## Replay Black

**Sec Beds/Flex/Loft/Primary Sitting/Casual Living/ Office**  
P3423-31 Black  
14" W x 5.75" H

**1-Story Foyer/ Stair Ceiling**  
P3424-31 Black  
14.75" W x 10" H

**Kitchen Island**  
P500368-31M Matte Black  
17.87" W x 15.25" H

**2-Story Foyer**  
P3450-31 Black  
16.63" W x 19" H

**Casual Dining**  
P4318-31 Black  
17" W x 20.13" H

**Dining Room**  
P4319-31 Black  
21" W x 20.13" H

**Great Room/ Primary Bedroom**  
P2582-14330K Graphite  
54" W x 16" H

**All Exterior Walls**  
P2560021-020 Antique Bronze  
5.5" W x 15.13" H

**Exterior Ceiling/ Garage Interior**  
P810013-028-30 White  
7.50" W x 1.31" H

**All Other Ceilings**  
P800005-028-30 White  
7" W x 3" H

Model numbers are subject to change without notice. This is not an offering where prohibited by law. Images are for representational purposes only and actual product may differ. Not all images may be shown. See online or onsite sales consultants for details.

**Toll Brothers**  
America's Luxury Home Builder™



# Designer Appointed Features | KITCHEN APPLIANCES

Designer Appointed Features are home details and finishes curated by the talented design professionals responsible for the distinctive looks found in our model homes.

## 1 RANGETOP

Jennair  
JGCP436HL

## 2 VENT HOOD

Jennair  
JXU9136HP

## 3 WALL OVEN

Jennair  
JOEDC730RL

## 4 MICROWAVE

Jennair  
JMDFS24JL

## 5 DISHWASHER

Jennair  
JDTS3924SL



1



3

2



4

5



# Designer Appointed Features | POWDER ROOM

Designer Appointed Features are home details and finishes curated by the talented design professionals responsible for the distinctive looks found in our

## 1 CABINET

**Diamond Vibe**

MOREL | KENORA 5 PIECE

## 2 FAUCET

**Kohler**

MATTE BLACK| WIDESPREAD HINT/PITCH

## 3 COUNTERTOP

**Silestone**

QUARTZ | MIAMI WHITE

## 4 FLOORING

**Shaw**

8" WORTHING / HOLLAND PARK

## 5 TOILET

**Kohler**

ARCHER COMFORT HEIGHT


1




2



3



4



5



# Designer Appointed Features | PRIMARY BATHROOM

Designer Appointed Features are home details and finishes curated by the talented design professionals responsible for the distinctive looks found in our model homes.

## 1 VANITY CABINETS

**Diamond Vibe**

MOREL | KENORA 5 PIECE

## 2 HARDWARE

**Jeffrey Alexander**

146MB

## 3 COUNTERTOP

**Silestone**

QUARTZ | MIAMI WHITE

## 4 FAUCET

**Kohler**

MATTE BLACK | WIDESPREAD HINT/PITCH

## 5 SINK

**Kohler**

VOX RAISED VESSEL SINK

## 6 SHOWER TILE—WALLS

**Daltile**

MESMERIST | 3 X 12 TRANCE / 1/3 OFFSET

## 7 SHOWER TILE—FLOOR

**Marazzi**

OFF WHITE | 8" HEXAGON MOROCCAN CONCRETE

## 8 SHOWER TILE— SHOWER FLOOR

**Marazzi**

OFF WHITE | 1.5" HEXAGON MOROCCAN CONCRETE

## 9 SHOWER FIXTURES

**Kohler**

MATTE BLACK | HINT/PITCH

## 10 TOILET

**Kohler**


ARCHER COMFORT HEIGHT



1



2



3



4



5



6



7



8



9



10



# Designer Appointed Features | SECONDARY SHOWER BATHROOM

Designer Appointed Features are home details and finishes curated by the talented design professionals responsible for the distinctive looks found in our model homes.

## 1 VANITY CABINETS

**Diamond Vibe**

MOREL | KENORA 5 PIECE

## 2 HARDWARE

**Jeffrey Alexander**

146MB

## 3 COUNTERTOP

**Silestone**

QUARTZ | MIAMI WHITE

## 4 FAUCET

**Kohler**

MATTE BLACK | SINGLE HANDLE HINT/PITCH

## 5 SINK

**Kohler**

RECTANGLE UNDERMOUNT

## 6 SHOWER TILE—WALLS

**Daltile**

K175 BISCUIT | 3 X 6 COLORWHEEL GLOSS |  
1/2 OFFSET

## 7 SHOWER TILE—FLOOR

**Emser**

CREAM | 12 X 24 BROOKE II

## 8 SHOWER TILE— SHOWER FLOOR

**Daltile**

K175 BISCUIT | 1.5" COLORWHEEL HEXAGON

## 9 SHOWER FIXTURES

**Kohler**

MATTE BLACK | HINT/PITCH

## 10 TOILET

**Kohler**


ARCHER COMFORT HEIGHT



1



2




3




4



5



6



7



8



9



10



# Designer Appointed Features | SECONDARY TUB BATHROOM

Designer Appointed Features are home details and finishes curated by the talented design professionals responsible for the distinctive looks found in our model homes.

## 1 VANITY CABINETS

**Diamond Vibe**

MOREL | KENORA 5 PIECE

## 2 HARDWARE

**Jeffrey Alexander**

146MB

## 3 COUNTERTOP

**Silestone**

QUARTZ | MIAMI WHITE

## 4 FAUCET

**Kohler**

MATTE BLACK | SINGLE HANDLE HINT/PITCH

## 5 SINK

**Kohler**

RECTANGLE UNDERMOUNT

## 6 SHOWER TILE—WALLS

**Daltile**

K175 BISCUIT | 3 X 6 COLORWHEEL GLOSS  
1/2 OFFSET

## 7 SHOWER TILE—FLOOR

**Emser**

CREAM | 12 X 24 BROOKE II

## 8 SHOWER FIXTURES

**Kohler**

MATTE BLACK | HINT/PITCH

## 9 TOILET

**Kohler**


ARCHER COMFORT HEIGHT



1



2




3




4



5



6



7



8



9