

Toll Brothers
AMERICA'S LUXURY HOME BUILDER®



TOLL BROTHERS AT LAKEVIEW

Vickery Traditional

HOME SITE 33 | 2054 LANIER GROVE | ALPHARETTA, GA 30009

Designer Appointed Features | EXTERIOR SELECTIONS

Designer Appointed Features are home details and finishes curated by the talented design professionals responsible for the distinctive looks found in our model homes.



- | | | | | | | | | | | | |
|---|---|--|---|---|--|---|--|--|---|---|--|
| 1 |  | STONE
Gray Ashlar | 3 |  | FRONT DOOR
Peppercorn
SW 7674 | 5 |  | PANELING /
WINDOWS
Peppercorn
SW 7674 | 7 |  | PAINTED BRICK
Snowbound
SW 7004 |
| 2 |  | TRIM/ PAINTED
BRICK
Snowbound
SW 7004 | 4 |  | GARAGE DOOR
Snowbound
SW 7004 | 6 |  | ROOF
Charcoal
GAF Timberline | | | |

TOLL BROTHERS AT LAKEVIEW | VICKERY TRADITIONAL
HOME SITE 33 | 2054 LANIER GROVE | ALPHARETTA, GA 30009

Photographs, renderings, and floor plans are for representational purposes only and may not reflect the exact features or dimensions of your home. All dimensions are subject to field variations. Prices and offers subject to change without notice. This is not an offering where prohibited by law. Images are for representational purposes only and actual product may differ. Not all images may be shown. See online or onsite sales consultants for details.



Designer Appointed Features | STRUCTURAL OPTIONS



- 1 RAIN HEAD IN PRIMARY BATH**
(not shown)

- ### 3 LAUNDRY ROOM T/M SINK

- 5 CONVERT SECONDARY BATH TO SHOWER**
(not shown)

- ## 2 BUILT-IN IN GREAT ROOM

- #### 4 DROP ZONE

TOLL BROTHERS AT LAKEVIEW | VICKERY TRADITIONAL
HOME SITE 33 | 2054 LANIER GROVE | ALPHARETTA, GA 30009

Photographs, renderings, and floor plans are for representational purposes only and may not reflect the exact features or dimensions of your home. All dimensions are subject to field variations. Prices and offers subject to change without notice. This is not an offering where prohibited by law. Images are for representational purposes only and actual product may differ. Not all images may be shown. See online or onsite sales consultants for details.



Designer Appointed Features | INTERIOR SELECTIONS

Designer Appointed Features are home details and finishes curated by the talented design professionals responsible for the distinctive looks found in our model homes.

1 WALL PAINT

SHERWIN WILLIAMS
PURE WHITE | 7005

2 INTERIOR DOORS

SHERWIN WILLIAMS
EXTRA WHITE | 7006

3 INTERIOR DOOR HANDLES

KWIKSET
CHROME | HALIFAX


4 FLOORING-HARDWOOD

SHAW
HOMELAND OAK | TRADITION


5 LIGHTING

PROGRESS
NICKEL & CHROME | MODERN

1




2



3



4



5

Modern Nickel and Chrome



Powder/Secondary Baths
P300021-015 Polished Chrome
15.38" W x 7.50" H



Primary Bath
P300022-015 Polished Chrome
22" W x 7.88" H



Sec Beds/Flex/Loft/Primary Sitting/Casual Living/ Office
P3423-09 Brushed Nickel
14" W x 5.75" H



Kitchen Island
P500311-009 Brushed Nickel
12" W x 12.50" H



1-Story Foyer
P3424-09 Brushed Nickel
14.75" W x 10" H



2-Story Foyer
P500284-009 Brushed Nickel
13.50" W x 20.50" H



Casual Dining
P400021-015 Polished Chrome
21.75" W x 23" H



Dining Room
P400190-009 Brushed Nickel
38" W x 14.75" H



Great Room/ Primary Bedroom
P2582-0930K Brushed Nickel
54" W x 16" H



All Exterior Walls
P2560021-020 Antique Bronze
5.5" W x 15.13" H



Exterior Ceiling/ Garage Interior
P810013-028-30 White
7.50" W x 1.31" H



All Other Ceilings
P807001-028-30 White
7.17" W x 1" H

Model numbers are subject to change without notice. This is not an offering where prohibited by law. Images are for representational purposes only and actual product may differ. Not all images may be shown. See online or onsite sales consultants for details.

Toll Brothers
America's Luxury Home Builder™

Designer Appointed Features | KITCHEN

Designer Appointed Features are home details and finishes curated by the talented design professionals responsible for the distinctive looks found in our model homes.

1 CABINETS

DIAMOND VIBE

WHITE | BRYANT

2 HARDWARE

JEFFREY ALEXANDER

PC | 625-128

3 COUNTERTOP-ISLAND

SILESTONE

ET DUSK | 3CM

4 COUNTERTOP-PERIMETER

SILESTONE

ET DUSK | 3CM

5 BACKSPLASH

DAL TILE

SAND | MIRAMO STACK

6 FLOORING-HARDWOOD

SHAW

TRADITION | HOMELAND OAK

7 FAUCET

KOHLER

POLISHED CHROME | PURIST SEMI-PRO

8 SINK

Manufacturer Product

CM6 MATTE WHITE | 8206-CAIRN SINGLE

9 LIGHTING-ISLAND

PROGRESS

NICKEL AND CHROME | MODERN




1



2




3



4



5



6



7



8



9

Designer Appointed Features | KITCHEN APPLIANCES

Designer Appointed Features are home details and finishes curated by the talented design professionals responsible for the distinctive looks found in our model homes.

1 DISHWASHER

JENN AIR
STAINLESS | 39 DBA

2 RANGE

JENN AIR
STAINLESS | 6 BURNER

3 VENT HOOD

JENN AIR
STAINLESS | 600 CFM

4 WALL OVEN

JENN AIR
STAINLESS | DOUBLE OVEN

5 MICROWAVE

JENN AIR
STAINLESS | DRAWER

1



2



3



4



5



Designer Appointed Features | POWDER ROOM

Designer Appointed Features are home details and finishes curated by the talented design professionals responsible for the distinctive looks found in our model homes.

1 CABINET

DIAMOND VIBE

WHITE | BRYANT

2 FAUCET

KOHLER

POLISHED CHROME | HINT/PITCH SINGLE

3 TOILET

STERLING

WHITE | ARCHER

4 FLOORING

SHAW

TRADITION | HOMELAND OAK

5 LIGHTING

PROGRESS

LED | EMBLEM

1




2



3



4



5



Designer Appointed Features | PRIMARY BATHROOM

Designer Appointed Features are home details and finishes curated by the talented design professionals responsible for the distinctive looks found in our model homes.

1 VANITY CABINETS

DIAMOND VIBE

WHITE | BRYANT

2 HARDWARE

JEFFREY ALEXANDER

PC | 625-128

3 COUNTERTOP

SILESTONE

ET GLOW | 3CM

4 FAUCET

KOHLER

POLISHED CHROME | HINT/PITCH WIDESPREAD

5 SINK

KOHLER

WHITE | RECTANGLE UNDERMOUNT

6 SHOWER TILE—WALLS

DAL TILE

SAND | MIRAMO PICKET

7 BATHROOM TILE—FLOOR

DAL TILE

SCRIPTER ORACLE | 12X24

8 SHOWER FLOOR

MARAZZI

OFF WHITE 1.5" HEX MOSAIC | MOROCCAN
CONCRETE

9 SHOWER PLUMBING

KOHLER

POLISHED CHROME | HINT/PITCH

10 TOILET

STERLING

WHITE | ARCHER



1



2



3




4




5



6



7



8



9



10



Designer Appointed Features | SECONDARY SHOWER BATHROOM

Designer Appointed Features are home details and finishes curated by the talented design professionals responsible for the distinctive looks found in our model homes.

1 VANITY CABINETS

DIAMOND VIBE

WHITE | BRYANT

2 HARDWARE

JEFFREY ALEXANDER

PC | 625-128

3 COUNTERTOP

SILESTONE

MAIMI WHITE | 3CM

4 FAUCET

KOHLER

POLISHED CHROME | HINT/PITCH WIDESPREAD

5 SINK

KOHLER

WHITE | RECTANGLE UNDERMOUNT

6 SHOWER TILE—WALLS

DAL TILE

MYTHOLOGY | UNDULATED SANTORINI 4X12

7 BATHROOM TILE—FLOOR

MARAZZI

MOROCCAN CONCRETE | OFF WHITE 12X24

8 SHOWER FLOOR

MARAZZI

OFF WHITE 1.5" HEX MOSAIC | MOROCCAN CONCRETE

9 SHOWER PLUMBING

KOHLER

POLISHED CHROME | HINT/PITCH

10 TOILET

STERLING


WHITE | ARCHER



1



2



3




4




5



6



7



8



9



10



Designer Appointed Features | SECONDARY TUB BATHROOM

Designer Appointed Features are home details and finishes curated by the talented design professionals responsible for the distinctive looks found in our model homes.

1 VANITY CABINETS

DIAMOND VIBE

WHITE | BRYANT

2 HARDWARE

JEFFREY ALEXANDER

PC | 625-128

3 COUNTERTOP

SILESTONE

MAIMI WHITE | 3CM

4 FAUCET

KOHLER

POLISHED CHROME | HINT/PITCH WIDESPREAD

5 SINK

KOHLER

WHITE | RECTANGLE UNDERMOUNT

6 SHOWER TILE—WALLS

DAL TILE

12X24 | SCRIPTER ORACLE

7 BATHROOM TILE—FLOOR

DAL TILE

12X24 | SCRIPTER ORACLE

8 SHOWER PLUMBING

KOHLER

POLISHED CHROME | HINT/PITCH

9 TOILET

STERLING


WHITE | ARCHER



1



2



3



4



5



6



7



8



9