

*Toll Brothers*  
AMERICA'S LUXURY HOME BUILDER®



SOUTHBROOKE

# Roswell Contemporary

HOME SITE 134 | 7170 POND VIEW DR | CUMMING, GA 30028




# Designer Appointed Features | EXTERIOR SELECTIONS

Designer Appointed Features are home details and finishes curated by the talented design professionals responsible for the distinctive looks found in our model homes.




1



## PRIMARY

Coosa Glacier White  
Brick

3



## FRONT DOOR

Walnut


5



## SIDING

White Heron  
SW 7627


7



## ROOF

Charcoal


2



## TRIM

White Heron  
SW 7627


4



## GARAGE DOOR

White Heron  
SW 7627


6



## WINDOWS

White

8



## METAL ROOF

Black

**SOUTHBROOKE | ROSWELL CONTEMPORARY**  
**HOME SITE 134 | 7170 POND VIEW DR | CUMMING, GA 30028**

Photographs, renderings, and floor plans are for representational purposes only and may not reflect the exact features or dimensions of your home; actual product may differ. All dimensions are subject to field variations. Prices and offers subject to change without notice. This is not an offering where prohibited by law. Not all images may be shown. See online or onsite Sales Consultants for details.



# Designer Appointed Features | ARCHITECTURAL SELECTIONS

Designer Appointed Features are home details and finishes curated by the talented design professionals responsible for the distinctive looks found in our model homes.



## 1 ALTERNATE PRIMARY BATH

PC263120

## 3 OFFICE

PC263165

## 5 OUTDOOR LIVING SPACE

PC263165

## 2 EN SUITE BATHS REPLACE SHARED

PC263430

## 4 CONVERT SECONDARY BATH TO SHOWER

PC048645 (not shown)



# Designer Appointed Features | EXTERIOR SELECTIONS

Designer Appointed Features are home details and finishes curated by the talented design professionals responsible for the distinctive looks found in our model homes.

## 1 SIDING

**Sherwin Williams**  
WHITE HERON / #SW-7627

## 2 TRIM

**Sherwin Williams**  
WHITE HERON / #SW-7627

## 3 BRICK

**Columbus Brick**  
MAGNOLIA BAY / COOSA GLACIER WHITE

## 4 ROOF

**Architectural Shingles**  
CHARCOAL

## 5 METAL ROOF

**Metal Works**  
BLACK

## 6 WINDOWS

**Vinyl**  
WHITE


## 7 GARAGE

**Sherwin Williams**  
WHITE HERON / #SW-7627


## 8 FRONT DOOR

**Minwax Gel Stain**  
WALNUT (INSIDE & OUT)

1



2



3



4




5



6



7



8



# Designer Appointed Features | INTERIOR SELECTIONS

Designer Appointed Features are home details and finishes curated by the talented design professionals responsible for the distinctive looks found in our model homes.

## 1 WALL PAINT

**Sherwin Williams**  
PURE WHITE / #SW-7005

## 2 INTERIOR DOORS

**Sherwin Williams**  
EXTRA WHITE #SW-7006

## 3 INTERIOR DOOR HANDLES

**Kwikset**  
HALIFAX LEVER - MATTE BLACK

## 4 FLOORING-CARPET

**Shaw**  
STONE PATH / SUGAR COOKIE

## 5 FLOORING-HARDWOOD

**Shaw**  
6 3/8" ENGINEERED / 8.2MM THICKNESS /  
MARINER OAK / PASSAGE


## 6 FIREPLACE

**DalTile**  
4 X 16 DAL MYTHOLOGY UNDULATED SANTORINI


## 7 LIGHTING

**Progress**  
MODERN GOLD / BLACK

1



2



3




4

Modern Gold/ Black



5



6



7



# Designer Appointed Features | KITCHEN

Designer Appointed Features are home details and finishes curated by the talented design professionals responsible for the distinctive looks found in our model homes.

## 1 CABINETS

### Diamond Vibe

WESTBURKE MAPLE / BUCKSKIN

## 2 HARDWARE

### Jeffrey Alexander

DOORS & DRAWERS - 625-128-SBZ

## 3 COUNTERTOP-ISLAND

### Silestone

POLISHED ET GLOW

## 4 COUNTERTOP-PERIMETER

### Silestone

POLISHED ET GLOW

## 5 BACKSPLASH

### DalTile

2 X 5 PICKET DAL MYTHOLOGY SANTORINI

## 6 FLOORING-HARDWOOD

### Shaw

6 3/8" ENGINEERED / 8.2MM THICKNESS /  
MARINER OAK / PASSAGE

## 7 FAUCET

### Kohler

CRUE PULL DOWN K-22972-2MB

## 8 SINK

### Kohler

K-3821 VAULT UNDERMOUNT SINGLE BASIN  
STAINLESS

## 9 LIGHTING-ISLAND

### Progress

MODERN GOLD / BLACK

## 10 LIGHTING-DINING

### Progress

MODERN GOLD / BLACK



1



2




3



4



5



6



7



8



9



10

# Designer Appointed Features | KITCHEN APPLIANCES

Designer Appointed Features are home details and finishes curated by the talented design professionals responsible for the distinctive looks found in our model homes.

## 1 DISHWASHER

**KitchenAid**  
KDTM405PPS

## 2 RANGE

**KitchenAid**  
KCGC506JSS

## 3 VENT HOOD

**KitchenAid**  
KVUC606KSS

## 4 WALL OVEN

**KitchenAid**  
KOED530PSS

## 5 MICROWAVE

**KitchenAid**  
KMBD104GSS

1



2



3



4



5



# Designer Appointed Features | PRIMARY BATHROOM

Designer Appointed Features are home details and finishes curated by the talented design professionals responsible for the distinctive looks found in our model homes.

## 1 VANITY CABINETS

**Diamond Vibe**

WESTBURKE MAPLE / BUCKSKIN

## 2 HARDWARE

**Jeffrey Alexander**

625-128-SBZ

## 3 COUNTERTOP

**Hi Macs**

NORDIC WHITE

## 4 FAUCET

**Kohler**

HINT/PITCH / WIDESPREAD / 2MB

## 5 SINK

**Kohler**

K-20000 CAXTON RECTANGLE UNDERMOUNT

## 6 SHOWER TILE—WALLS

**DalTile**

4 X 16 DAL COLOR WHEEL 0190 WHITE GLOSS

## 7 SHOWER TILE—FLOOR

**DalTile**

12 X 24 DAL FABRIC ART TEXTILE BEIGE

## 8 SHOWER TILE—PAN

**DalTile**

2 X 2 DAL COLOR WHEEL 0790 ARCTIC WHITE

## 9 SHOWER FIXTURES

**Kohler**

HINT/PITCH / WIDESPREAD / 2MB

## 10 TUB FAUCET

**Kohler**

HINT/PITCH / WIDESPREAD / 2MB

## 11 TUB

**Kohler**

SUNSTRUCK

## 12 TOILET

**Sterling**

Color | Size or Description



1



2




3




4




5



6



7



8



9



10



11



12



# Designer Appointed Features | DOWN FULL BATHROOM

Designer Appointed Features are home details and finishes curated by the talented design professionals responsible for the distinctive looks found in our model homes.

## 1 VANITY CABINETS

**Diamond Vibe**

WESTBURKE MAPLE / BUCKSKIN

## 2 HARDWARE

**Jeffrey Alexander**

625-128-SBZ

## 3 COUNTERTOP

**Hi Macs**

NORDIC WHITE

## 4 FAUCET

**Kohler**

HINT/PITCH / SINGLEHOLE / BL

## 5 SINK

**Kohler**

K-20000 CAXTON RECTANGLE UNDERMOUNT

## 6 SHOWER TILE—WALLS

**DalTile**

3 X 6 0190 ARCTIC WHITE GLOSS DAL COLOR WHEEL

## 7 SHOWER TILE—FLOOR

**DalTile**

12 X 24 DAL FABRIC ART TEXTILE BEIGE

## 8 SHOWER TILE—PAN

**DalTile**

2 X 2 DAL COLOR WHEEL 0790 ARCTIC WHITE

## 9 SHOWER FIXTURES

**Kohler**

HINT/PITCH / SINGLEHOLE / BL

## 10 TOILET

**Sterling**


WINDHAM



1



2



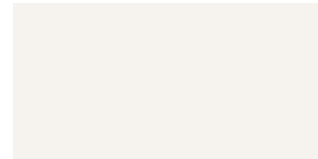
3



4




5



6



7



8



9



10

# Designer Appointed Features | BEDROOMS #4 & #5 BATHROOM

Designer Appointed Features are home details and finishes curated by the talented design professionals responsible for the distinctive looks found in our model homes.

## 1 VANITY CABINETS

**Diamond Vibe**  
WESTBURKE MAPLE / BUCKSKIN

## 2 HARDWARE

**Jeffrey Alexander**  
625-128-SBZ

## 3 COUNTERTOP

**Hi Macs**  
NORDIC WHITE

## 4 FAUCET

**Kohler**  
HINT/PITCH / SINGLEHOLE / BL

## 5 SINK

**Kohler**  
K-20000 CAXTON RECTANGLE UNDERMOUNT

## 6 SHOWER TILE—WALLS

**DalTile**  
3 X 6 0190 ARCTIC WHITE GLOSS DAL COLOR WHEEL

## 7 SHOWER TILE—FLOOR

**DalTile**  
12 X 24 DAL FABRIC ART TEXTILE BEIGE

## 8 SHOWER FIXTURES

**Kohler**  
HINT/PITCH / SINGLEHOLE / BL

## 9 TOILET


**Sterling**  
WINDHAM



1



2



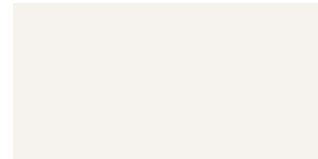
3



4



5



6



7



8



9