

Toll Brothers
AMERICA'S LUXURY HOME BUILDER®



568 WEST

Adair Fairview

HOME SITE 18 | 505 MOTIVATION CIRCLE NW | ATLANTA, GA 30309

Designer Appointed Features | EXTERIOR SELECTIONS

Designer Appointed Features are home details and finishes curated by the talented design professionals responsible for the distinctive looks found in our model homes.



1		UPPER CLADDING	3		FRONT DOOR	5		BAYS	7		FOUNDATION	9		RAILINGS
		Spare White SW 6203			Manor House SW 7505			Illusive Green SW 9164			Drift Of Mist SW 9166			Black
2		LOWER CLADDING	4		GARAGE DOOR	6		PANEL WINDOW	8		GUTTERS	10		WINDOWS
		Repose Gray SW 7015			Taupe SW 6038			Illusive Green SW 9164			Black Emerald SW 2936			White

568 WEST | ADAIR FAIRVIEW
HOME SITE 18 | 505 MOTIVATION CIRCLE NW | ATLANTA, GA 30309

Photographs, renderings, and floor plans are for representational purposes only and may not reflect the exact features or dimensions of your home; actual product may differ. All dimensions are subject to field variations. Prices and offers subject to change without notice. This is not an offering where prohibited by law. Not all images may be shown. See online or onsite Sales Consultants for details.



Designer Appointed Features | ARCHITECTURAL SELECTIONS

Designer Appointed Features are home details and finishes curated by the talented design professionals responsible for the distinctive looks found in our model homes.



1 DRY BAR

PC132485

2 SEC BATH SHOWER STALL W/ TILE SHOWER

PC048644 (not shown)

Designer Appointed Features | EXTERIOR SELECTIONS

Designer Appointed Features are home details and finishes curated by the talented design professionals responsible for the distinctive looks found in our model homes.

1 EXPOSED FOUNDATION WALL

Sherwin Williams
DRIFT OF MIST/ SW-9166

2 BAYS & PANELIZED WINDOWS

Sherwin Williams
ILLUSIVE GREEN/ SW-9164

3 UPPER CLADDING/ROOF TERRACE/TRIM & CORNICES AT UPPER CLADDING

Sherwin Williams
SPARE WHITE/ SW-6203

4 LOWER CLADDING/TRIM & CORNICES AT LOWER CLADDING

Sherwin Williams
REPOSE GRAY/ SW-7015

5 GUTTERS

Sherwin Williams
BLACK EMERALD / SW-2936

6 FRONT DOOR

Sherwin Williams
MANOR HOUSE/ SW-7505


7 WINDOWS

Vinyl
WHITE

8 GARAGE

Sherwin Williams
TAUPE / SW-6038


1



2



3




4



5



6



7



8



Designer Appointed Features | INTERIOR SELECTIONS

Designer Appointed Features are home details and finishes curated by the talented design professionals responsible for the distinctive looks found in our model homes.

1 FLOORING-LUXURY HARD SURFACE

Shaw

BRIO PLUS - HIGHLIGHT OAK

2 FLOORING-CARPET

Shaw

STONE PATH - WEATHERED

3 INTERIOR DOOR HANDLES

Kwikset

LADERA LEVER SET - SATIN NICKEL

4 EXTERIOR DOOR HARDWARE

Kwikset

AMADOR HANDLESET - SATIN NICKEL

5 CEILING LIGHTS

Progress

EMBLEM LED LIGHTS

1



2



3



4



5



Designer Appointed Features | KITCHEN

Designer Appointed Features are home details and finishes curated by the talented design professionals responsible for the distinctive looks found in our model homes.

1 CABINETS

Diamond Vibe

WESTBURKE - WHITE

2 HARDWARE

Jeffrey Alexander

DRAWERS - SQUARE BAR PULL POLISHED CHROME

CHROME

DOORS - KNOB - POLISHED CHROME

3 COUNTERTOP-ISLAND

Silestone

MIAMI VENA

4 COUNTERTOP-PERIMETER

Silestone

MIAMI VENA

5 BACKSPASH

Shaw

3 X 6 GLOSS WHITE / ½ OFFSET

6 FLOORING-LUXURY HARD SURFACE

Shaw

BRIO PLUS - HIGHLIGHT OAK

7 FAUCET

Kohler

JOLT FAUCET- POLISHED CHROME

8 SINK

Kohler

STAINLESS STEEL SINGLE BOWL UNDERMOUNT

9 LIGHTING-ISLAND

Progress


KELLWYN - BRUSHED NICKEL

10 LIGHTING-DINING

Progress

REPLAY - BRUSHED NICKEL

1



2



3



4



5



6



7



8



9



10



Designer Appointed Features | KITCHEN APPLIANCES

Designer Appointed Features are home details and finishes curated by the talented design professionals responsible for the distinctive looks found in our model homes.

1 DISHWASHER

Whirlpool
WDT750SAKZ

2 RANGE

Whirlpool
WFE51550JS

3 VENT HOOD

Whirlpool
WVW53UC0LS

4 MICRO-DRAWER

Sharp
KB6524PS

1



2



3



4



Designer Appointed Features | POWDER ROOM

Designer Appointed Features are home details and finishes curated by the talented design professionals responsible for the distinctive looks found in our model homes.

1 PEDESTAL SINK

Kohler
STERLING SACRAMENTO

2 FAUCET

Kohler
MEDLET 4" SPREAD / POLISHED CHROME

3 TOILET

Kohler
WELLWORTH STANDARD HEIGHT

4 FLOORING

Shaw
BRIO PLUS - HIGHLIGHT OAK

5 LIGHTING

Progress
EMBLEM LED LIGHTS

6 MIRROR

Framed Mirror

1



2



3



4



5



6



Designer Appointed Features | PRIMARY BATHROOM

Designer Appointed Features are home details and finishes curated by the talented design professionals responsible for the distinctive looks found in our model homes.

1 VANITY CABINETS

Diamond Vibe
WESTBURKE - WHITE

2 HARDWARE

Jeffrey Alexander
DRAWERS - SQUARE BAR PULL POLISHED CHROME
DOORS - KNOB - POLISHED CHROME

3 COUNTERTOP

Hi Macs
NORDIC WHITE

4 FAUCET

Kohler
STERLING MEDLEY 4" SPREAD / POLISHED CHROME

5 SINK

Kohler
RECTANGULAR UNDERMOUNT

6 SHOWER TILE—WALLS

Shaw
4 X 12 WHITE BAKER BLVD HORIZONTAL OFFSET

7 SHOWER TILE—FLOOR

Emser
12 X 24 OMEGA- OFFSET

8 SHOWER TILE—SHOWER PAN

Shaw
2 X 2 BAKER BLVD- TAUPE

9 SHOWER FIXTURE

Kohler
STERLING MEDLEY/ POLISHED CHROME

10 TOILET

Kohler
WELLWORTH STANDARD HEIGHT



Designer Appointed Features | SECONDARY BATHROOM

Designer Appointed Features are home details and finishes curated by the talented design professionals responsible for the distinctive looks found in our model homes.

1 VANITY CABINETS

Diamond Vibe
WESTBURKE- WHITE

2 HARDWARE

Jeffrey Alexander
DRAWERS - SQUARE BAR PULL POLISHED CHROME
DOORS - KNOB - POLISHED CHROME

3 COUNTERTOP

Hi Macs
NORDIC WHITE

4 FAUCET

Kohler
STERLING MEDLEY 4" SPREAD / POLISHED CHROME

5 SINK

Kohler
RECTANGULAR UNDERMOUNT

6 SHOWER TILE—WALLS

Shaw
12 X 24 OMEGA

7 SHOWER TILE—FLOOR

Emser
12 X 24 OMEGA

8 SHOWER FIXTURE

Kohler
STERLING MEDLEY/ POLISHED CHROME

9 TOILET

Kohler
WELLWORTH STANDARD HEIGHT


1



2



3



4




5



6



7



8



9

