

*Toll Brothers*  
AMERICA'S LUXURY HOME BUILDER®



ROWAN WALK | MAPLE COLLECTION

# Remerton Aberdeen

HOME SITE 21 | 1480 WICKER WOOD PLACE | SMYRNA, GA 30080



# Designer Appointed Features | EXTERIOR SELECTIONS

Designer Appointed Features are home details and finishes curated by the talented design professionals responsible for the distinctive looks found in our model homes.



1



## PRIMARY

Gray Matters  
SW 7066

2



## TRIM

Urban Bronze  
SW 7048

3



## FRONT DOOR

Black Magic  
SW 6991

4



## GARAGE DOOR

Gossamer Veil  
SW 9165

5



## BRICK

Weathered Wood


6



## METAL ROOF

Dark Bronze

7



## ROOF

Charcoal

8



## PANEL / BAY

Grays Harbor  
SW 6238

9



## GUTTERS

Bronze

10



## WINDOWS

White

ROWAN WALK | MAPLE COLLECTION | REMERTON ABERDEEN  
HOME SITE 21 | 1480 WICKER WOOD PLACE | SMYRNA, GA 30080

Photographs, renderings, and floor plans are for representational purposes only and may not reflect the exact features or dimensions of your home; actual product may differ. All dimensions are subject to field variations. Prices and offers subject to change without notice. This is not an offering where prohibited by law. Not all images may be shown. See online or onsite Sales Consultants for details.



# Designer Appointed Features | ARCHITECTURAL SELECTIONS

Designer Appointed Features are home details and finishes curated by the talented design professionals responsible for the distinctive looks found in our model homes.



# Designer Appointed Features | EXTERIOR SELECTIONS

Designer Appointed Features are home details and finishes curated by the talented design professionals responsible for the distinctive looks found in our model homes.

## 1 SIDING

**Sherwin Williams**  
GRAY MATTERS / SW#-7066

## 2 PANEL / BAY

**Sherwin Williams**  
GRAYS HARBOR / SW#-6236

## 3 TRIM

**Sherwin Williams**  
GRAY MATTERS / SW#-7066

## 4 ROOF

**Architectural Shingles**  
CHARCOAL

## 5 METAL ROOF

**Metal Works**  
DARK BRONZE

## 6 BRICK

**Pine Hall Brick**  
WEATHERWOOD / SAVANNAH IVORY

## 7 WINDOWS

**Vinyl**  
WHITE

## 8 GARAGE

**Sherwin Williams**  
GOSSAMER VEIL / #SW-9165

## 9 FRONT DOOR

**Sherwin Williams**  
URBAN BRONZE / #SW-7048


1



2



3



4



5




6



7



8



9





# Designer Appointed Features | INTERIOR SELECTIONS

Designer Appointed Features are home details and finishes curated by the talented design professionals responsible for the distinctive looks found in our model homes.

## 1 FLOORING-CARPET

### Shaw

Sterling Haze | Colonial Park

## 2 FLOORING-HARDWOOD

### Shaw

Biscuit | 5" Red Oak / Open Portal

## 3 INTERIOR DOOR HANDLES

### Kwikset

Satin Nickel | Polo Knob

## 4 LIGHTING

### Progress

Brushed Nickel | Kellwyn

1



2



3



## 4 Kellwyn Brushed Nickel



**Sec Beds/Flex/Loft/Primary  
Sitting/Casual Living/ Office**  
P3423-09 Brushed Nickel  
14" W x 5.75" H



**1-Story Foyer/ Stair Ceiling**  
P400250-009 Brushed Nickel  
16" W x 14" H



**Kitchen Island**  
P500314-009 Brushed Nickel  
5" W x 8.88" H



**2-Story Foyer**  
P400250-009 Brushed Nickel  
16" W x 14" H



**Casual Dining**  
P400251-009 Brushed Nickel  
23" W x 24.38" H



**Dining Room**  
P400252-009 Brushed Nickel  
28" W x 34.25" H



**Great Room/ Primary Bedroom**  
P2582-0930K Brushed Nickel  
54" W x 16" H



**All Exterior Walls**  
P2560021-020 Antique Bronze  
5.5" W x 15.13" H



**Exterior Ceiling/ Garage Interior**  
P810013-028-30 White  
7.50" W x 1.31" H



**All Other Ceilings**  
P800005-028-30 White  
7" W x 3" H

**Toll Brothers**

Model numbers are subject to change without notice. This is not an offering where prohibited by law. Images are for representational purposes only and actual product may differ.

# Designer Appointed Features | KITCHEN

Designer Appointed Features are home details and finishes curated by the talented design professionals responsible for the distinctive looks found in our model homes.

## 1 CABINETS-PERIMETER

### Diamond Vibe

White | Gradon

## 2 CABINETS-ISLAND

### Diamond Vibe

Cloud | Gradon

## 3 HARDWARE

### Jeffrey Alexander

Satin Nickel | Pull

## 4 COUNTERTOPS

### Silestone

Miami Vena | 3cm Quartz

## 5 BACKSPLASH

### Daltile

Color Wheel White | 3 x 6

## 6 FLOORING-HARDWOOD

### Shaw

Biscuit | 5" Red Oak / Open Portal

## 7 FAUCET

### Kohler

Vibrant Stainless | Purist

## 8 SINK


### Kohler

Stainless Steel | Single Bowl Undermount

## 9 LIGHTING-ISLAND

### Progress

Brushed Nickel | Kellwyn




1



2




3



4



5



6



7



8



9

# Designer Appointed Features | KITCHEN APPLIANCES

Designer Appointed Features are home details and finishes curated by the talented design professionals responsible for the distinctive looks found in our model homes.

## 1 RANGETOP

Whirlpool  
WCGK5036PS

## 2 VENT HOOD


Whirlpool  
UXT5536AAS

## 3 COMBO WALL OVEN

Whirlpool  
WOEC5030LZ

## 4 DISHWASHER

Whirlpool  
WDT75ISAPZ



1



2



3



4

# Designer Appointed Features | POWDER ROOM

Designer Appointed Features are home details and finishes curated by the talented design professionals responsible for the distinctive looks found in our model homes.

## 1 PEDESTAL SINK

**Kohler**

Sacramento Pedestal

## 2 FAUCET

**Kohler**

Satin Nickel | Single Handle Hint/Pitch

## 3 FLOORING

**Shaw**

Biscuit | 5" Red Oak / Open Portal

## 4 LIGHTING

**Progress**

Emblem Led Lights

1



2



3



4





# Designer Appointed Features | PRIMARY BATHROOM

Designer Appointed Features are home details and finishes curated by the talented design professionals responsible for the distinctive looks found in our model homes.

## 1 VANITY CABINETS

**Diamond Vibe**

White | Gradon

## 2 HARDWARE

**Jeffrey Alexander**

Satin Nickel | Pull

## 3 COUNTERTOP

**Hi-Macs**

Nordic White

## 4 FAUCET

**Kohler**

Satin Nickel | Single Handle Hint/Pitch

## 5 SINK

**Kohler**

Rectangle Undermount

## 6 SHOWER TILE—WALLS

**Shaw**

White | 3 x 6 Gloss Baker Blvd / Ash

## 7 SHOWER TILE—FLOOR

**Emser**

Ash | 12 x 24 Ciudad / Straight Installation

## 8 SHOWER TILE—SHOWER PAN

**Shaw**

Warm Gray | 2" Hex Baker Blvd

## 9 SHOWER FIXTURES

**Kohler**

Brushed Nickel | Hint/Pitch


1



2



3



4



5



6




7



8



9



# Designer Appointed Features | SECONDARY BATHROOM

Designer Appointed Features are home details and finishes curated by the talented design professionals responsible for the distinctive looks found in our model homes.

## 1 VANITY CABINETS

**Diamond Vibe**

White | Gradon

## 2 HARDWARE

**Jeffrey Alexander**

Satin Nickel | Pull

## 3 COUNTERTOP

**Hi-Macs**

Nordic White

## 4 FAUCET

**Kohler**

Satin Nickel | Single Handle Hint/Pitch

## 5 SINK

**Kohler**

Rectangle Undermount

## 6 SHOWER TILE—WALLS

**Shaw**

White | 3 x 6 Gloss Baker Blvd / Ash Grout / 50/50 Offset

## 7 SHOWER TILE—FLOOR

**Emser**

Ash | 12 x 24 Ciudad / Straight Installation

## 8 SHOWER FIXTURES

**Kohler**


Brushed Nickel | Hint/Pitch



1



2



3



4



5



6



7



8