

*Toll Brothers*  
AMERICA'S LUXURY HOME BUILDER®



OVERBROOK ESTATES | DOGWOOD COLLECTION

# Seaforth Transitional

HOME SITE #122 | 4119 WILLCUTT WAY | HUNTERSVILLE, NC 28078

# Designer Appointed Features | EXTERIOR SELECTIONS

Designer Appointed Features are home details and finishes curated by the talented design professionals responsible for the distinctive looks found in our model homes.



- |   |   |  |   |   |  |   |  |                                   |
|---|---|--|---|---|--|---|--|-----------------------------------|
| 1 |  | <b>BRICK</b><br>Hamilton<br>General Shale          | 3 |  | <b>FRONT DOOR</b><br>Retreat<br>SW 6207      | 5 |  | <b>METAL ROOF</b><br>Black        |
| 2 |  | <b>SIDING &amp; TRIM</b><br>Greek Villa<br>SW 7551 | 4 |  | <b>GARAGE DOOR</b><br>Greek Villa<br>SW 7551 | 6 |  | <b>ROOF</b><br>Pewter Gray<br>GAF |

OVERBROOK ESTATES | DOGWOOD COLLECTION | SEAFORTH TRANSITIONAL  
HOME SITE 122 | 4119 WILLCUTT WAY. | HUNTERVILLE, NC 28078

Photographs, renderings, and floor plans are for representational purposes only and may not reflect the exact features or dimensions of your home; actual product may differ. All dimensions are subject to field variations. Prices and offers subject to change without notice. This is not an offering where prohibited by law. Not all images may be shown. See online or onsite Sales Consultants for details.



# Designer Appointed Features | ARCHITECTURAL SELECTIONS

Designer Appointed Features are home details and finishes curated by the talented design professionals responsible for the distinctive looks found in our model homes.

- 1 **ADDITIONAL BATH**
- 2 **OAK STAIR W/ PAINTED RISER**  
(not shown)
- 3 **OPEN RAILING**
- 4 **EXTERIOR FIREPLACE 42" COURTYARD**
- 5 **OUTDOOR LIVING AREA**
- 6 **ELECTRIC FIREPLACE 50" ALLUSION PLTNM**
- 7 **LAUNDRY ROOM U/M SINK W/ CABINET**
- 8 **SEC BATH - SHOWER STALL W/ TILE FLOOR**  
(not shown)
- 9 **TILE SHOWER FLOOR REPLACES**  
(not shown)
- 10 **TILE SURROUND REPLACES INCLUDED TUB/SHOWER**  
(not shown)



# Designer Appointed Features | KITCHEN

Designer Appointed Features are home details and finishes curated by the talented design professionals responsible for the distinctive looks found in our model homes.

## 1 CABINETS - PERIMETER

Timberlake Madera  
Painted Linen | Level 2

## 2 CABINETS - ISLAND

Timberlake Madera  
Painted Linen | Level 2

## 3 HARDWARE

Timberlake  
Polished Chrome | Knob - 2271PC

## 4 COUNTERTOP- PERIMETER & ISLAND

MSI Quartz  
Blanca Statuarietta | Level 3

## 5 BACKSPLASH

Daltile Mythology  
Harmonia | Picket, Vertical

## 6 FAUCET

Kohler Crue Pull Down  
Chrome | K-22972-CP

## 7 SINK

Kohler Cairn  
White | K8206-CM6

## 8 FLOORING

Shaw Luxury Vinyl Plank  
Home | Genuine Greige

## 9 LIGHTING-ISLAND

Progress Lighting  
43852NI Avery Mini Pendant Brushed Nickel



1



2



3



4



5



6



7



8



9

# Designer Appointed Features | KITCHEN AID APPLIANCES

Designer Appointed Features are home details and finishes curated by the talented design professionals responsible for the distinctive looks found in our model homes.

## 36" GAS COOKTOP, COMBO OVEN, UNDER CABINET HOOD, DISHWASHER

Option # APKK2003

(Online Design Studio APKK2003-2)

- 1 36" Under-Cabinet Hood**  
KVUB606DSS
  - 600 CFM
  - 4-speed electronic touch control with LCD display
  - Automatic turn-on
  - Removable filters
  - 2 LED task lights
- 2 36" 5-Burner Gas Cooktop**  
KCGS556ESS
  - 20K BTU professional dual-ring burner
  - 6K BTU Even-Heat™ simmer burner
  - CookShield finish
  - Electronic ignition
  - Full-width cast iron grates
- 3 30" Electric Combination Wall Oven**  
KOECS30SPS
  - Even-Heat™ True Convection Oven (lower oven)
  - Microwave Convection Cooking (upper oven)
  - SatinGlide™ Roll-out Extension Rack
- 4 Dishwasher with Third Level Jet Rack**  
KDTS324SPS
  - FreeFlex™ Third Rack
  - 41 dBA
  - ProDry™ System
- 5 REFRIGERATOR**  
Kitchen Aid  
Stainless Steel

1



3



5



2



4



# Designer Appointed Features | PRIMARY BATHROOM

Designer Appointed Features are home details and finishes curated by the talented design professionals responsible for the distinctive looks found in our model homes.

## 1 VANITY CABINETS

Timberlake Madera  
Painted Linen | Level 2

## 2 HARDWARE

Timberlake  
Polished Chrome | Knob - 2271PC

## 3 COUNTERTOP

MSI Quartz  
Blanca Statuarietta | Level 3

## 4 FAUCET

Kohler Elate  
Polished Chrome | Widespread

## 5 SINK

Kohler Caxton  
White | Oval

## 6 SHOWER TILE—WALLS

Daltile Mythology  
Santorini, Undulated | 4x12 Gloss, Vertical Offset

## 7 SHOWER TILE—FLOOR

Daltile Bryne  
Mist | 2x2

## 8 SHOWER FIXTURES

Kohler Elate  
Polished Chrome

## 9 TILE - FLOOR

Daltile Bryne  
Mist | 24x24

## 10 TOILET

Sterling Windham  
White | Windham Comfort Height

## 11 BATH ACCESSORIES

Pamex Seal Beach  
Polished Chrome



1



2



3



4



5



6



7



8



9



10



11

# Designer Appointed Features | FIRST FLOOR BATHROOM

Designer Appointed Features are home details and finishes curated by the talented design professionals responsible for the distinctive looks found in our model homes.

## 1 VANITY CABINETS

Timberlake Madera  
Painted Linen | Level 2

## 2 HARDWARE

Timberlake  
Polished Chrome | Knob - 2271PC

## 3 COUNTERTOP

MSI Quartz  
Blanca Statuarietta | Level 3

## 4 FAUCET

Kohler Elate  
Polished Chrome | Widespread

## 5 SINK

Kohler Caxton  
White | Oval

## 6 SHOWER TILE—WALLS

Daltile Mythology  
Santorini, Undulated | 4x12 Gloss, Vertical Straight

## 7 SHOWER TILE—FLOOR

Daltile Bryne  
Mist | 2x2

## 8 SHOWER FIXTURES

Kohler Elate  
Polished Chrome

## 9 TILE - FLOOR

Daltile Bryne  
Mist | 24x24

## 10 TOILET

Sterling Windham  
White | Windham Comfort Height

## 11 BATH ACCESSORIES


Pamex Seal Beach  
Polished Chrome



1



2



3



4



5



6



7



8



9



10



11

# Designer Appointed Features | UPSTAIRS BATHROOM & ENSUITE BATH AT BED #3

Designer Appointed Features are home details and finishes curated by the talented design professionals responsible for the distinctive looks found in our model homes.

## 1 VANITY CABINETS

Timberlake Madera  
Painted Linen | Level 2

## 2 HARDWARE

Timberlake  
Polished Chrome | Knob - 2271PC

## 3 COUNTERTOP

Silestone Quartz  
Blanco Maple | Base

## 4 FAUCET

Sterling Medley  
Chrome | Centerset

## 5 SINK

Kohler Caxton  
White | Oval

## 6 WALL TILE

Daltile Mythology  
Santorini, Undulated | 4x12, Horizontal Brick Offset

## 7 TUB

Sterling Ensemble  
White Fiberglass

## 8 SHOWER FIXTURES

Kohler Medley  
Chrome

## 9 TILE - FLOOR

Daltile Bryne  
Mist | 24x24

## 10 TOILET

Sterling  
White | Windham Elongated Height

## 11 BATH ACCESSORIES

Pamex Seal Beach  
Polished Chrome



1



2



3



4




5



6



7



8



9



10



11

# Designer Appointed Features | FLOORING AND PAINT COLOR

Designer Appointed Features are home details and finishes curated by the talented design professionals responsible for the distinctive looks found in our model homes.

**1 LVP**

Shaw Luxury Vinyl Plank  
Home | Genuine Greige

**2 CARPET**

Shaw Enchanted Vision  
Bare Mineral


**3 WALL PAINT COLOR**

Sherwin Williams  
Extra White

1



2



3

