

Toll Brothers
AMERICA'S LUXURY HOME BUILDER®



JASON'S WALK









Rosalynn Transitional

HOME SITE 30 | 3470 AUSTIN MICHAEL LN | CUMMING, GA 30028

Designer Appointed Features | EXTERIOR SELECTIONS

Designer Appointed Features are home details and finishes curated by the talented design professionals responsible for the distinctive looks found in our model homes.



1		PRIMARY Old Bailey	3		FASCIA & FREEZE Web Gray SW 7075	5		STONE Sedona Horizon	7		SIDING White Tail SW 7103
2		TRIM Web Gray SW 7075	4		BOARD & BATTEN Web Gray SW 7075	6		CEDAR White Birch SW 3503	8		SHAKE Web Gray SW 7075

JASON'S WALK | ROSALYNN TRANSITIONAL
HOME SITE 30 | 3470 AUSTIN MICHAEL LN | CUMMING, GA 30028

Photographs, renderings, and floor plans are for representational purposes only and may not reflect the exact features or dimensions of your home; actual product may differ. All dimensions are subject to field variations. Prices and offers subject to change without notice. This is not an offering where prohibited by law. Not all images may be shown. See online or onsite Sales Consultants for details.



Designer Appointed Features | ARCHITECTURAL SELECTIONS

Designer Appointed Features are home details and finishes curated by the talented design professionals responsible for the distinctive looks found in our model homes.



1 ALTERNATE PRIMARY BATH

PC263120

3 MULTI-SLIDE STACKED DOOR 9X8

PC026438

5 LINEAR FIREPLACE 42" COSMO/RAVE

PC106158

2 ENSUITE BATHS REPLACE SHARED

PC263430

4 OUTDOOR LIVING AREA

PC263165

6 SEC BATH - SHOWER STALL W/ TILE FLOOR ON MAIN FLOOR

PC048644

Designer Appointed Features | INTERIOR SELECTIONS

Designer Appointed Features are home details and finishes curated by the talented design professionals responsible for the distinctive looks found in our model homes.

1 WALL PAINT

SHERWIN WILLIAMS
PURE WHITE/ SW-7005

2 INTERIOR DOORS

SHERWIN WILLIAMS
EXTRA WHITE/ SW-7006

3 INTERIOR DOOR HANDLES

KWIKSET
TUSTIN LEVER- BLACK

4 FLOORING-CARPET

SHAW
STONE PATH-ICE

5 FLOORING-HARDWOOD

SHAW
MARINER OAK- HORIZON

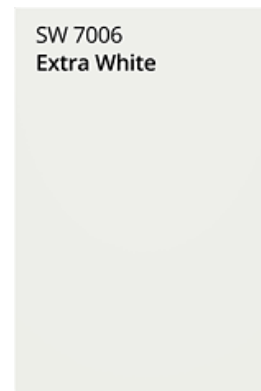
6 LIGHTING

PROGRESS
MODERN- GOLD

1



2




3



4



5



6



Designer Appointed Features | KITCHEN

Designer Appointed Features are home details and finishes curated by the talented design professionals responsible for the distinctive looks found in our model homes.

1 CABINETS

DIAMOND VIBE

KENORA W/ 5PC- COASTLINE

2 HARDWARE

JEFFERY ALEXANDER

178 BG

3 COUNTERTOP

SHAW

ET GLOW

4 BACKSPLASH

SHAW

3 X 12 GATEWAY-100

5 FLOORING-HARDWOOD

SHAW

MARINER OAK- HORIZON

6 FAUCET

KOHLER

PURIST-2MB

7 SINK

KOHLER

8206-CM6 U/M SINGLE BASIN

8 LIGHTING-ISLAND

PROGRESS

MODERN- GOLD

9 LIGHTING-DINING

PROGRESS

MODERN- GOLD


1




2




3




4



5



6



7



8



9



Designer Appointed Features | KITCHEN APPLIANCES

Designer Appointed Features are home details and finishes curated by the talented design professionals responsible for the distinctive looks found in our model homes.

1 DISHWASHER

KITCHENAID
KDTM405PPS

2 RANGE

KITCHENAID
KCGC506JSS

3 VENT HOOD

KITCHENAID
KVUC606KSS

4 WALL OVEN

KITCHENAID
KOED530PSS

5 MICROWAVE

KITCHENAID
KMBD104GSS

1



2



3



4



5



Designer Appointed Features | PRIMARY BATHROOM

Designer Appointed Features are home details and finishes curated by the talented design professionals responsible for the distinctive looks found in our model homes.

1 CABINETS

DIAMOND VIBE

GRADON- COASTLINE

2 HARDWARE

JEFFERY ALEXANDER

136-MB

3 COUNTERTOP

SHAW

QUARTZ 3CM- MIAMI WHITE

4 FAUCET

KOHLER

HINT/ PITCH- SH- 2MB

5 SINK

KOHLER

CAXTON-RECTANGLE

6 SHOWER TILE—WALLS

SHAW

BAKER BLVD. TG05G-100

7 SHOWER TILE—FLOOR

SHAW

DEL RAY TG44F-221

8 SHOWER FIXTURES

KOHLER


HINT/ PITCH- SH- 2MB



1



2



3



4



5



6



7



8



Designer Appointed Features | SECONDARY (SHOWER) BATHROOMS

Designer Appointed Features are home details and finishes curated by the talented design professionals responsible for the distinctive looks found in our model homes.

1 CABINETS

DIAMOND VIBE

GRADON- COASTLINE

2 HARDWARE

JEFFERY ALEXANDER

136-MB

3 COUNTERTOP

SHAW

QUARTZ 3CM- MIAMI WHITE

4 FAUCET

KOHLER

HINT/ PITCH- SH- 2MB

5 SINK

KOHLER

CAXTON-RECTANGLE

6 SHOWER TILE—WALLS

SHAW

BAKER BLVD. TG05G-100

7 SHOWER TILE—FLOOR

SHAW

BAKER BLVD. TG79F-500

8 SHOWER FIXTURES

KOHLER


HINT/ PITCH- SH- 2MB



1



2



3




4



5



6



7



8



Designer Appointed Features | SECONDARY (TUB) BATHROOMS

Designer Appointed Features are home details and finishes curated by the talented design professionals responsible for the distinctive looks found in our model homes.

1 CABINETS

DIAMOND VIBE

GRADON- COASTLINE

2 HARDWARE

JEFFERY ALEXANDER

136-MB

3 COUNTERTOP

SHAW

QUARTZ 3CM- MIAMI WHITE

4 FAUCET

KOHLER

HINT/ PITCH- SH- 2MB

5 SINK

KOHLER

CAXTON-RECTANGLE

6 SHOWER TILE—WALLS

SHAW

BAKER BLVD. TG05G-100

7 BATHROOM TILE—FLOOR

SHAW

12 X 24 BROOK II CREAM- MATTE

8 SHOWER FIXTURES

KOHLER

HINT/ PITCH- SH- 2MB


1



2



3



4




5



6



7



8

