

*Toll Brothers*  
AMERICA'S LUXURY HOME BUILDER®



REGENCY AT ROCKHILL RIDGE

# Overton Huntingdon

HOME SITE 50 | 24 OAKWOOD LN | SELLERSVILLE, PA 18960

# Designer Appointed Features | EXTERIOR SELECTIONS

Designer Appointed Features are home details and finishes curated by the talented design professionals responsible for the distinctive looks found in our model homes.

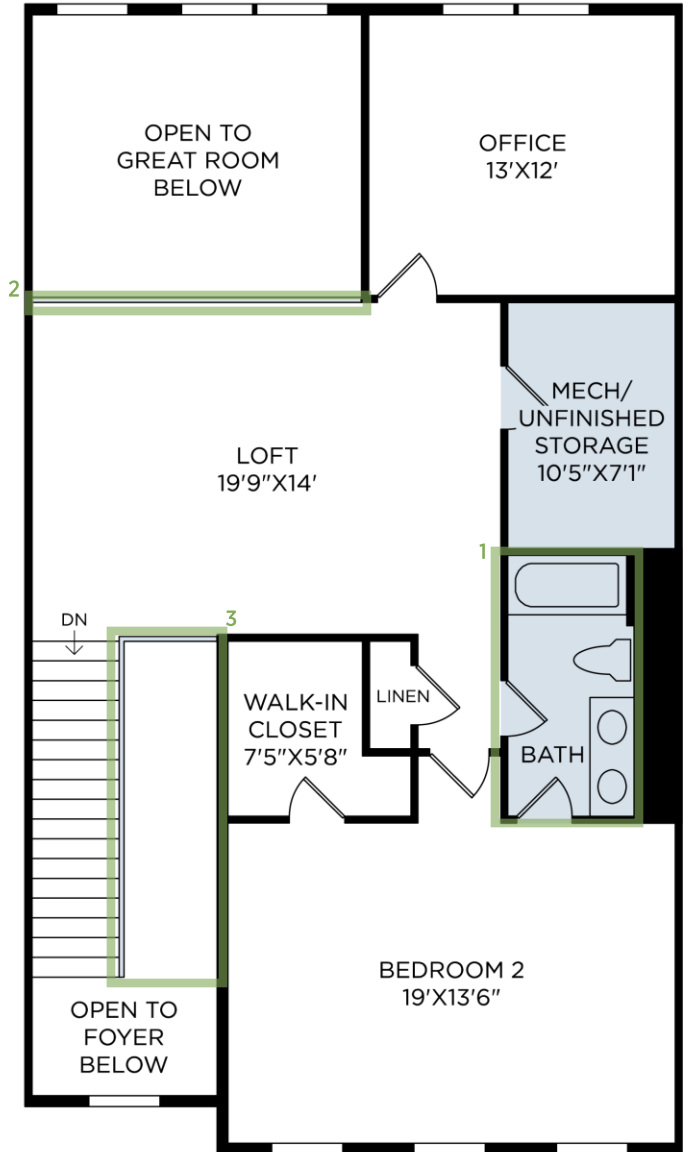
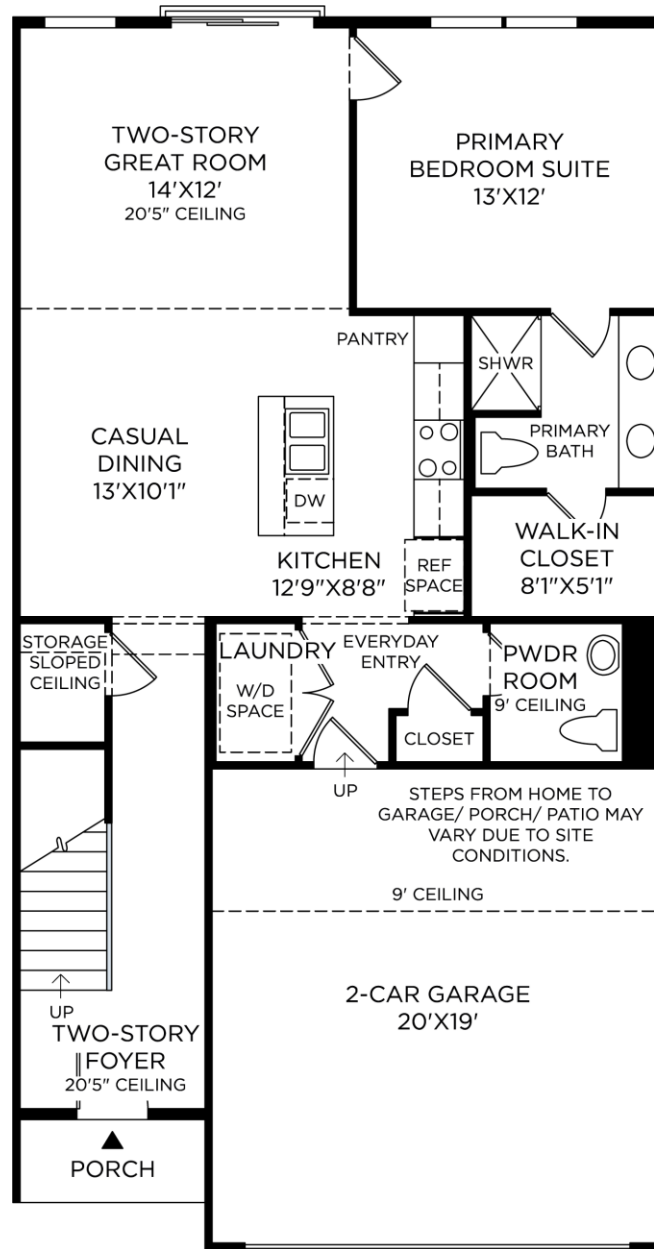


- |   |  |   |   |  |  |   |  |  |
|---|--|---|---|--|--|---|--|--|
| 1 |  | <b>PRIMARY</b><br>Colonial White<br>CertainTeed | 3 |  | <b>FRONT DOOR</b><br>Peppercorn<br>SW 7674 | 5 |  | <b>STONE</b><br>Oak Blend – Weather<br>Dutch Quality Stone |
| 2 |  | <b>TRIM</b><br>Colonial White<br>CertainTeed    | 4 |  | <b>GARAGE DOOR</b><br>White                | 6 |  | <b>ROOF</b><br>Charcoal<br>GAF                             |

# Designer Appointed Features | ARCHITECTURAL SELECTIONS

Designer Appointed Features are home details and finishes curated by the talented design professionals responsible for the distinctive looks found in our model homes.

- 1 ALTERNATE SECONDARY BATH
- 2 OPEN RAIL REPLACES HALF WALL LOFT
- 3 OPEN RAIL REPLACES HALF WALL STAIRS
- 4 OAK STAIRS WITH PAINTED RISERS  
(not shown)



# Designer Appointed Features | INTERIOR SELECTIONS

Designer Appointed Features are home details and finishes curated by the talented design professionals responsible for the distinctive looks found in our model homes.

**1 FLOORING- LVP**

**Shaw Polaris Plus**

Oceanfront | 7"

**2 FLOORING-CARPET**

**Shaw Golden Sands**

Pearl

**3 FLOORING- LVP (LAUNDRY)**

**Shaw Polaris Plus**

Oceanfront | 7"



# Designer Appointed Features | KITCHEN

Designer Appointed Features are home details and finishes curated by the talented design professionals responsible for the distinctive looks found in our model homes.

## 1 CABINETS-PERIMETER

**Century Malibu**  
White

## 2 CABINETS-ISLAND

**Century Malibu**  
White

## 3 CABINET HARDWARE

**Century TK704**  
Honey Bronze

## 4 CABINET HARDWARE

**Century TK704**  
Honey Bronze

## 5 COUNTERTOP-ISLAND

**MSI Quartz**  
Calacatta Valentin | Eased Edge

## 6 COUNTERTOP-PERIMETER

**MSI Quartz**  
Calacatta Valentin | Eased Edge

## 7 BACKSPLASH

**Emser Raku Gloss**  
White | 3" x 12"

## 8 FLOORING- LVP

**Shaw Polaris Plus**  
Oceanfront | 7"

## 9 FAUCET


**Kohler Crue Pull Down**  
Moderne Brass

## 10 SINK

**Kohler Vault Single Bowl Undermount**  
Stainless Steel



1



2



3



4



5



6



7



8



9



10

# Designer Appointed Features | KITCHEN APPLIANCES

Designer Appointed Features are home details and finishes curated by the talented design professionals responsible for the distinctive looks found in our model homes.

## 1 RANGE

**KitchenAid**  
Stainless Steel

## 2 MICROWAVE/HOOD

**KitchenAid**  
Stainless Steel

## 3 DISHWASHER


**KitchenAid**  
Stainless Steel



1



2



3

# Designer Appointed Features | POWDER ROOM

Designer Appointed Features are home details and finishes curated by the talented design professionals responsible for the distinctive looks found in our model homes.

## 1 PEDESTAL SINK

**Kohler Archer**  
White

## 2 FAUCET

**Kohler Hint/Pitch**  
Moderne Brass | Widespread

## 3 TOILET

**Kohler Highline Comfort Height**  
White

## 4 FLOORING- LVP

**Shaw Polaris Plus**  
Oceanfront | 7"

## 5 BATH ACCESSORIES

**Kohler Elate**  
Moderne Brass | Towel Bar & Toilet Holder

1



2



3



4



5



# Designer Appointed Features | PRIMARY BATHROOM

Designer Appointed Features are home details and finishes curated by the talented design professionals responsible for the distinctive looks found in our model homes.

## 1 VANITY CABINETS

**Century Malibu**  
White

## 2 CABINET HARDWARE

**Century TK704**  
Honey Bronze

## 3 CABINET HARDWARE

**Century TK704**  
Honey Bronze

## 4 COUNTERTOP

**Cosentino Quartz**  
Silestone Miami White | Eased Edge

## 5 FAUCET

**Kohler Hint/Pitch**  
Moderne Brass | Widespread

## 6 SINK

**Kohler Caxton Rectangle Undermount**  
White

## 7 BATHROOM FLOOR TILE

**Emser Sterlina Matte**  
Ivory | 12" x 24"

## 8 SHOWER TILE—WALLS

**Emser Sterlina Matte**  
Ivory | 12" x 24"

## 9 SHOWER TILE—FLOOR

**Daltile Color Wheel Hex**  
Arctic White

## 10 SHOWER FIXTURES & HANDSHOWER

**Kohler Hint/Pitch**  
Moderne Brass

## 11 TOILET

**Kohler Highline Comfort Height**  
White

## 12 BATH ACCESSORIES

**Kohler Elate**  
Moderne Brass | Towel Bar & Toilet Holder



1



2



3




4




5




6



7



8



9



10



11



12

# Designer Appointed Features | HALL BATH 2nd FLOOR

Designer Appointed Features are home details and finishes curated by the talented design professionals responsible for the distinctive looks found in our model homes.

## 1 VANITY CABINETS

**Century Malibu**  
White

## 2 CABINET HARDWARE

**Century TK704**  
Honey Bronze

## 3 COUNTERTOP

**Cosentino Quartz**  
Silestone Miami White | Eased Edge

## 4 FAUCET

**Kohler Hint/Pitch**  
Moderne Brass | Widespread

## 5 SINK

**Kohler Caxton Rectangle**  
**Undermount**  
White

## 6 BATHROOM FLOOR TILE

**Emser Sterlina Hex**  
Ivory | 8" x 10"

## 7 TUB/SHOWER –WALLS

**Sterling Ensemble Medley Walls**  
White

## 8 TUB/SHOWER FIXTURES

**Kohler Hint/Pitch**  
Moderne Brass

## 9 TOILET

**Kohler Highline Comfort Height**  
White

## 10 BATH ACCESSORIES

**Kohler Elate**  
Moderne Brass | Towel Bar & Toilet Holder



1



2



3



4



5



6



7



8



9



10